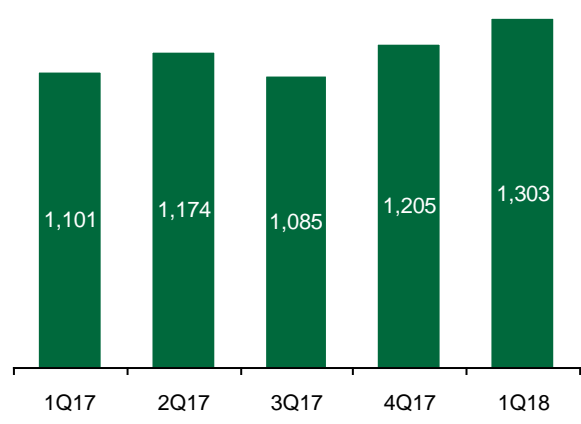
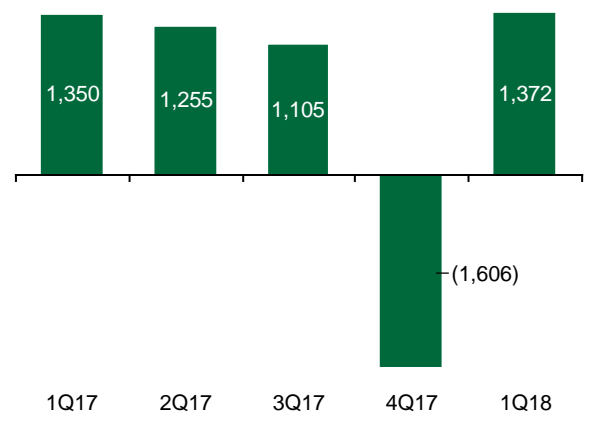


Manulife reports 1Q18 net income of \$1.4 billion, core earnings of \$1.3 billion and a LICAT capital ratio of 129%

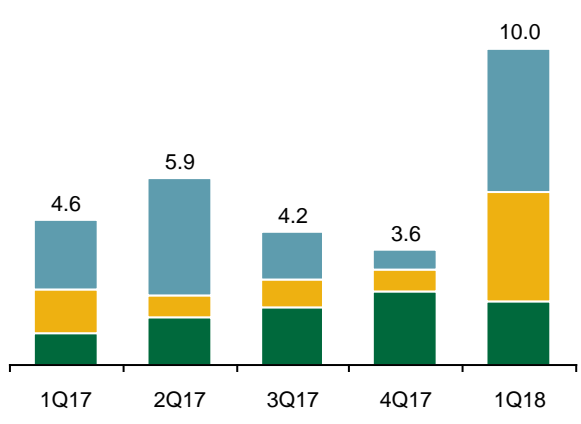
Core Earnings
(C\$ millions)



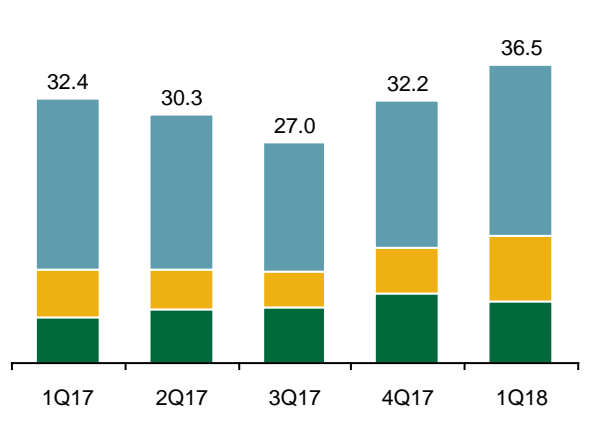
Net Income Attributed to Shareholders
(C\$ millions)



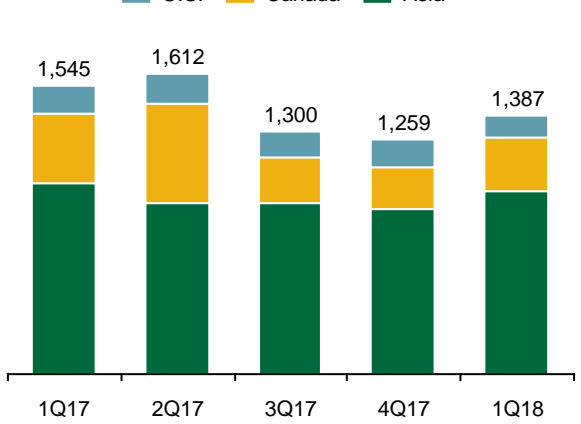
Wealth & Asset Management Net Flows
(C\$ billions)



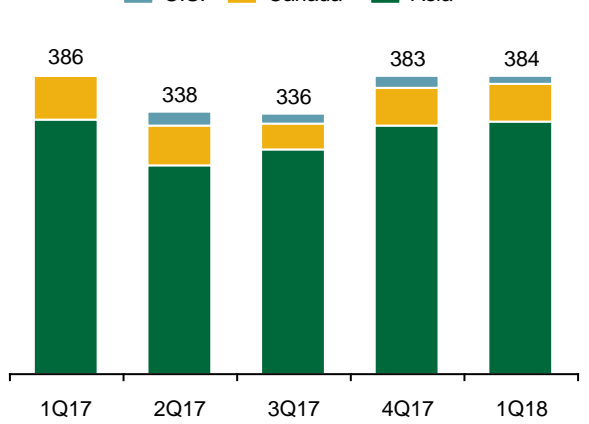
Wealth & Asset Management Gross Flows
(C\$ billions)



APE Sales
(C\$ millions)

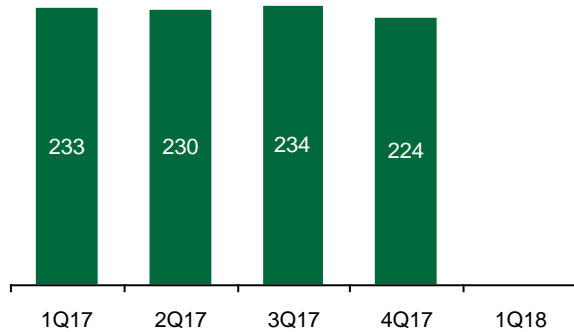


New Business Value
(C\$ millions)



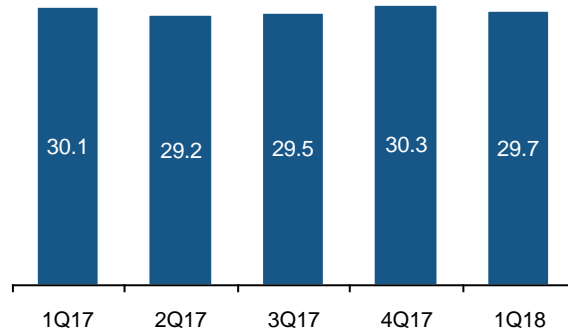
MLI's¹ MCCR Ratio

Minimum Continuing Capital and Surplus Requirements Ratio (MCCR) (%)



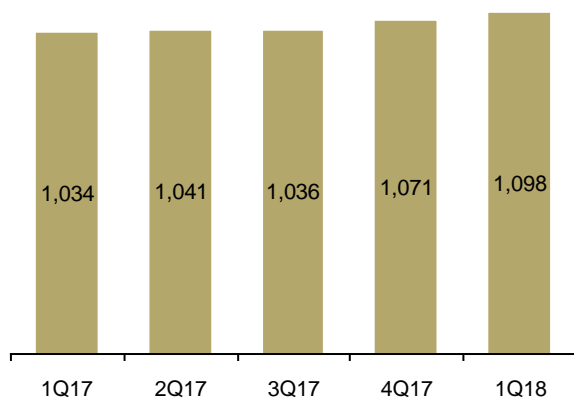
Financial Leverage Ratio

(%)



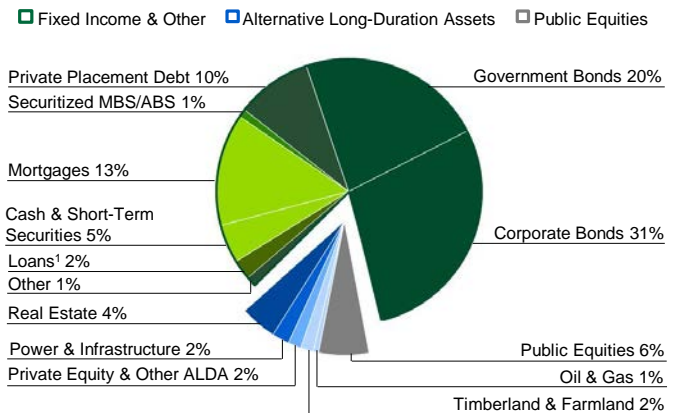
Assets Under Management and Administration

(C\$ billions)



Total Invested Assets

(C\$342 billion, Carrying values as of March 31, 2018)



¹ Includes Policy Loans and Loans to Bank Clients

Financial Strength Ratings²

Rating Agency	Rating		Outlook
A.M. Best Company	A+ (Superior)	(Superior – 2 nd of 13 ratings)	Stable
DBRS Limited	AA (low)	(Excellent – 4 th of 22 ratings)	Stable
Fitch Ratings Inc.	AA-	(Very Strong – 4 th of 19 ratings)	Stable
Moody's Investors Service Inc.	A1	(Low Credit Risk – 5 th of 21 ratings)	Stable
S&P Global Ratings	AA-	(Very Strong – 4 th of 21 Ratings)	Stable

Investor Relations Contact:

Robert Veloso
 Vice President, Investor Relations
 200 Bloor Street East, Toronto ON, Canada M4W 1E5
 Tel: (416) 852-8982

Media Relations Contact:

Sean B. Pasternak
 Director, Media Relations
 200 Bloor Street East, Toronto ON, Canada M4W 1E5
 Tel: (416) 852-2745

¹ MLI refers to The Manufacturers Life Insurance Company. ² Financial Strength Ratings apply to the main life operating companies of Manulife Financial Corporation including The Manufacturers Life Insurance Company, John Hancock Life Insurance Co. (U.S.A.), John Hancock Life & Health Insurance Co. and John Hancock Life Insurance Co. of New York. DBRS does not rate the U.S. insurance subsidiaries separately. All ratings current as of March 31, 2017.