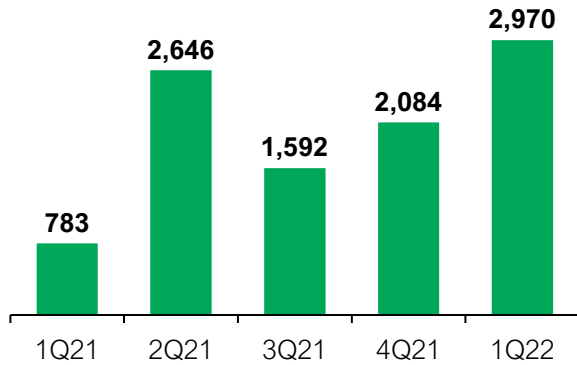


Manulife reports 1Q22 net income of \$3.0 billion, core earnings of \$1.6 billion, APE sales of \$1.6 billion, and Global Wealth and Asset Management net inflows of \$6.9 billion

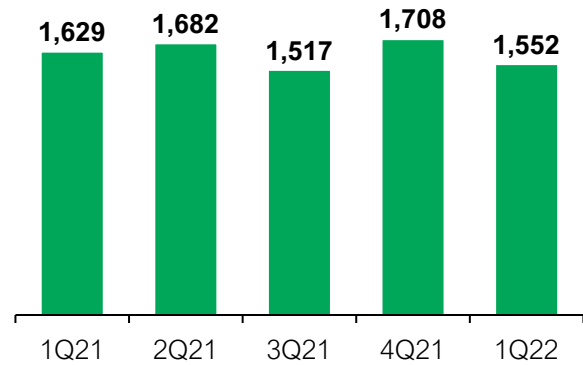
Net income attributed to shareholders

(C\$ millions)



Core earnings

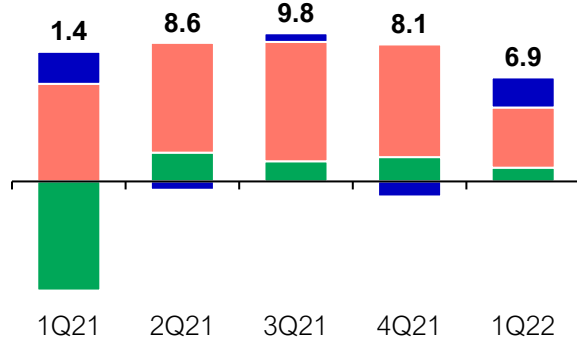
(C\$ millions)



Global Wealth & Asset Management net flows

(C\$ billions)

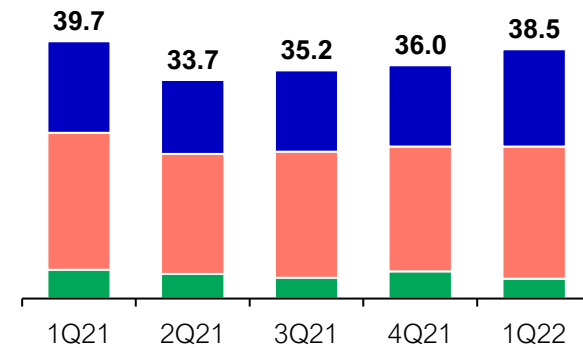
■ Retirement ■ Retail ■ Institutional



Global Wealth & Asset Management gross flows

(C\$ billions)

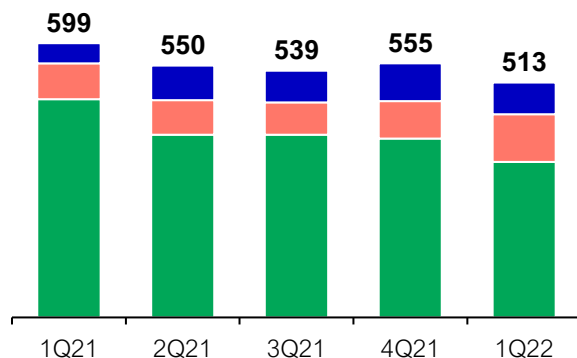
■ Retirement ■ Retail ■ Institutional



New business value

(C\$ millions)

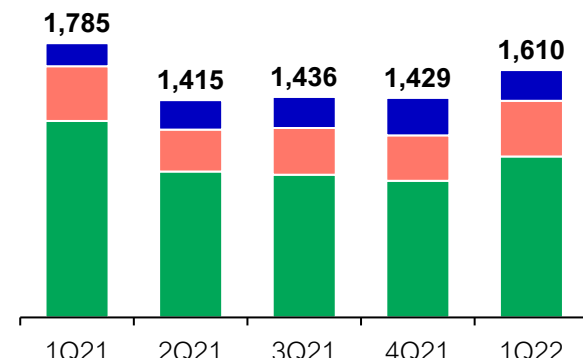
■ U.S. ■ Canada ■ Asia



APE sales

(C\$ millions)

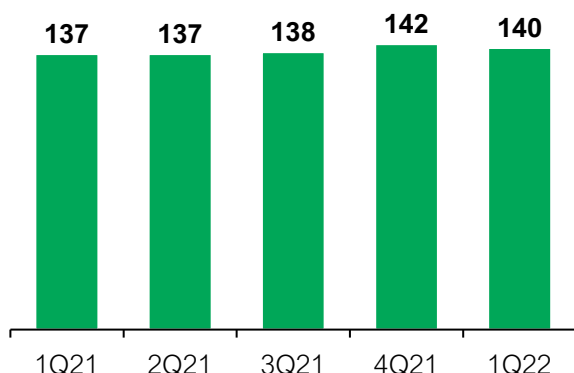
■ U.S. ■ Canada ■ Asia



Note: Order of the vertical bars on the chart correspond to the order in the legend. Core earnings is a non-GAAP financial measure. Non-GAAP financial measures are not standardized financial measures under GAAP, and therefore, might not be comparable to similar financial measures disclosed by other issuers. For more information on core earnings, net flows, gross flows, new business value, and APE sales, see "Non-GAAP and Other Financial Measures" in the 1Q22 MD&A, which is incorporated by reference.

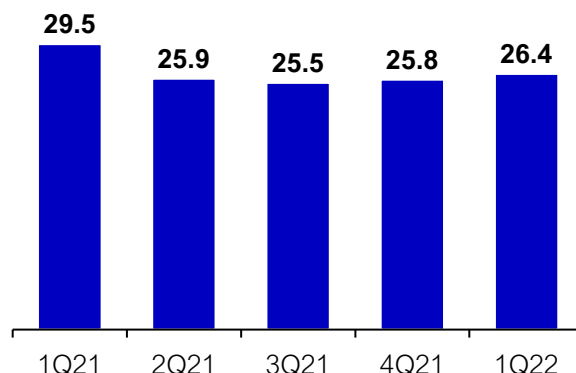
MLI's LICAT total ratio¹

(Life Insurance Capital Adequacy Test Ratio LICAT) (%)



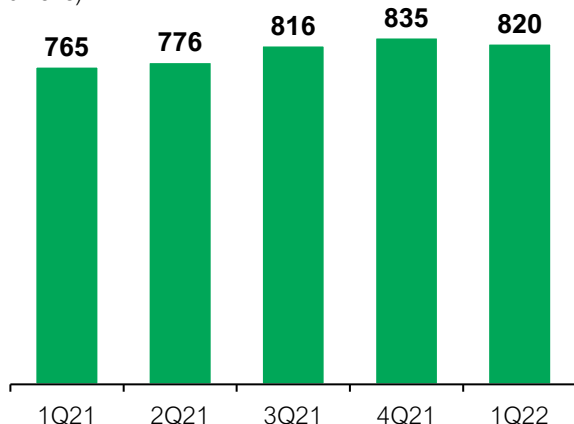
Financial leverage ratio

(%)



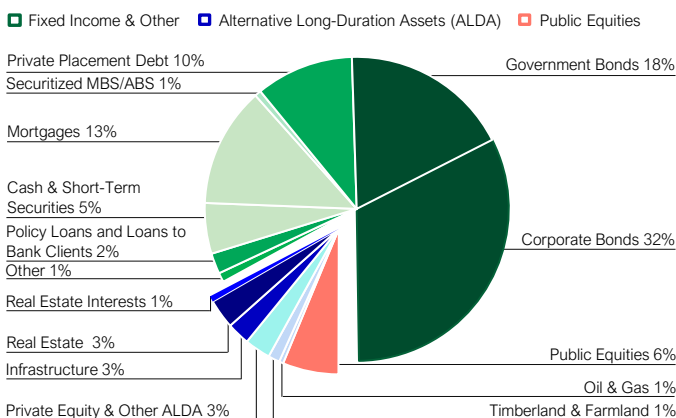
Global Wealth & Asset Management average assets under management and administration

(C\$ billions)



Total invested assets

(C\$409.4 billion, Carrying values as of March 31, 2022)



Financial strength ratings²

Rating agency ³	Rating		Outlook
AM Best	A+ (Superior)	(Superior – 2 nd of 13 ratings)	Stable
DBRS Morningstar	AA	(Excellent – 3 rd of 22 ratings)	Stable
Fitch	AA-	(Very Strong – 4 th of 21 ratings)	Stable
Moody's	A1	(Low Credit Risk – 5 th of 21 ratings)	Stable
S&P	AA-	(Very Strong – 4 th of 21 Ratings)	Stable

Investor Relations Contact:

Hung Ko
 VP, Group Investor Relations
 200 Bloor Street East, Toronto ON, Canada M4W 1E5
 Tel: (416) 806-9921

Media Relations Contact:

Cheryl Holmes
 Director, Global External Communications
 200 Bloor Street East, Toronto ON, Canada M4W 1E5
 Tel: (416) 557-0945

¹ MLI refers to The Manufacturers Life Insurance Company. LICAT total ratio is disclosed under the Office of the Superintendent of Financial Institutions Canada's ("OSFI's") Life Insurance Capital Adequacy Test Public Disclosure Requirements guideline. ² Financial Strength Ratings apply to the main life operating companies of Manulife Financial Corporation including MLI, John Hancock Life Insurance Co. (U.S.A.), John Hancock Life & Health Insurance Co. and John Hancock Life Insurance Co. of New York. DBRS Morningstar does not rate the U.S. insurance subsidiaries separately. All ratings current as of March 31, 2022. ³ AM Best Company ("AM Best"), DBRS Limited and affiliated entities ("DBRS Morningstar"), Fitch Ratings Inc. ("Fitch"), Moody's Investors Service Inc. ("Moody's"), and S&P Global Ratings ("S&P").