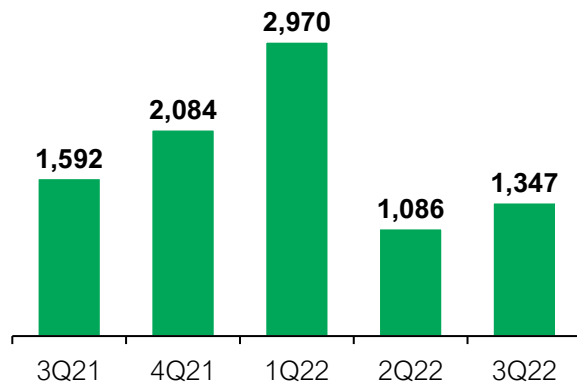


**Manulife reports 3Q22 net income of \$1.3 billion, core earnings of \$1.3 billion, APE sales of \$1.3 billion, and Global Wealth and Asset Management net inflows of \$3.0 billion**

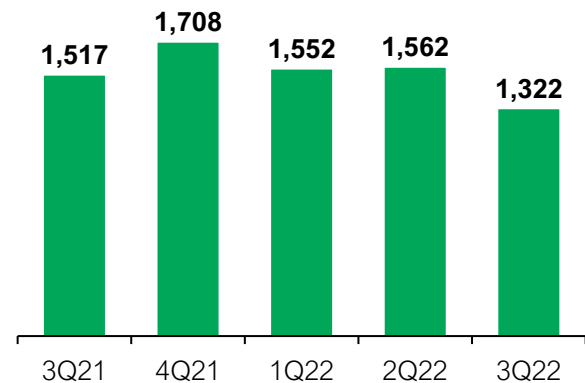
**Net Income attributed to shareholders**

(C\$ millions)



**Core earnings**

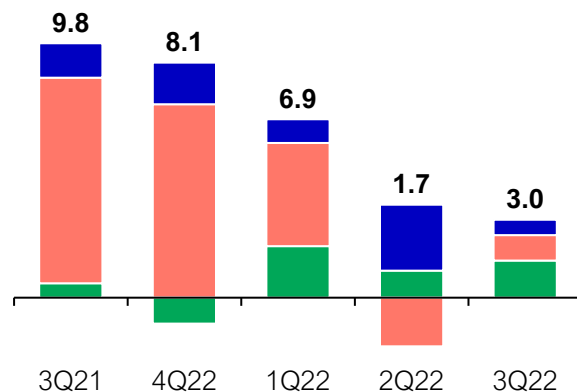
(C\$ millions)



**Global Wealth & Asset Management net flows**

(C\$ billions)

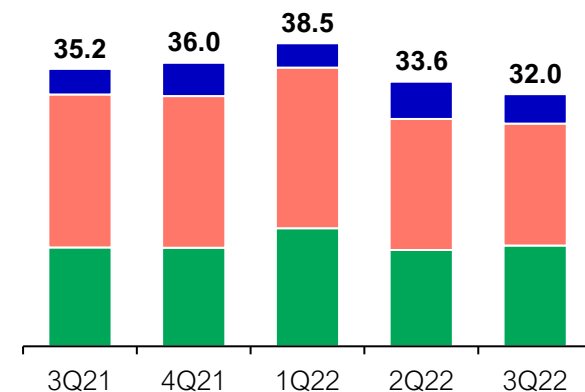
■ Institutional ■ Retail ■ Retirement



**Global Wealth & Asset Management gross flows**

(C\$ billions)

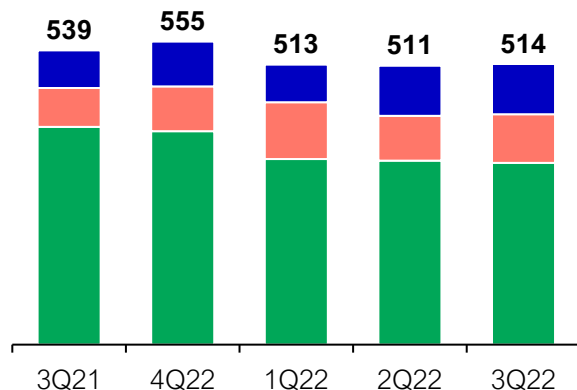
■ Institutional ■ Retail ■ Retirement



**New business value**

(C\$ millions)

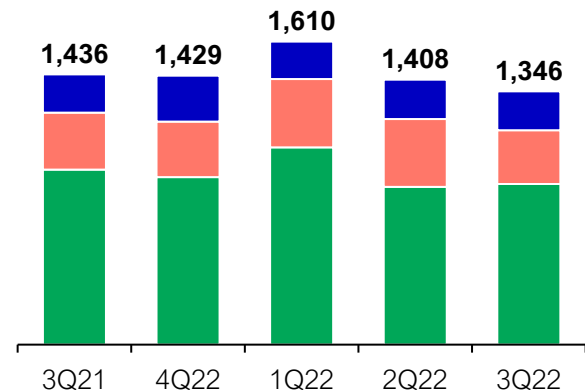
■ U.S. ■ Canada ■ Asia



**APE sales**

(C\$ millions)

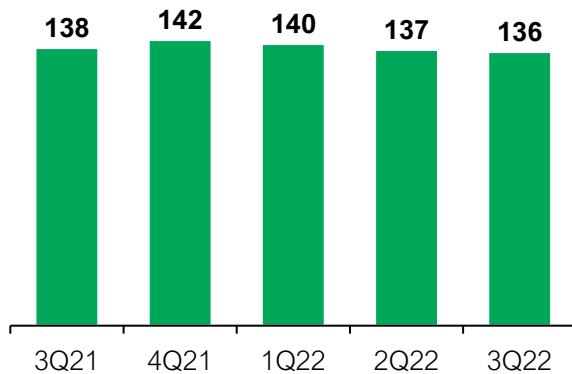
■ U.S. ■ Canada ■ Asia



Note: Order of the vertical bars on the chart correspond to the order in the legend. Core earnings is a non-GAAP financial measure. Non-GAAP financial measures are not standardized financial measures under GAAP, and therefore, might not be comparable to similar financial measures disclosed by other issuers. For more information on core earnings, net flows, gross flows, new business value, and APE sales, see "Non-GAAP and Other Financial Measures" in the 3Q22 MD&A, which is incorporated by reference.

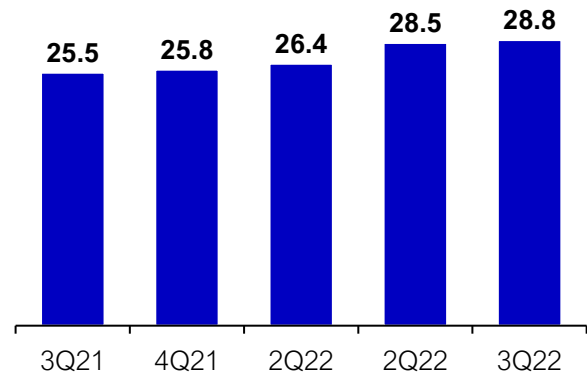
### MLI's LICAT total ratio<sup>1</sup>

(Life Insurance Capital Adequacy Test Ratio LICAT) (%)



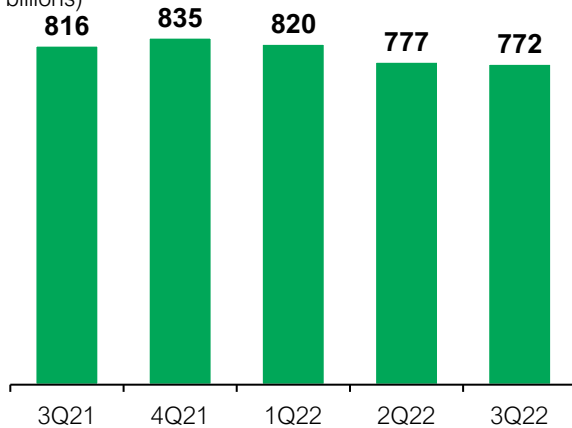
### Financial leverage ratio

(%)



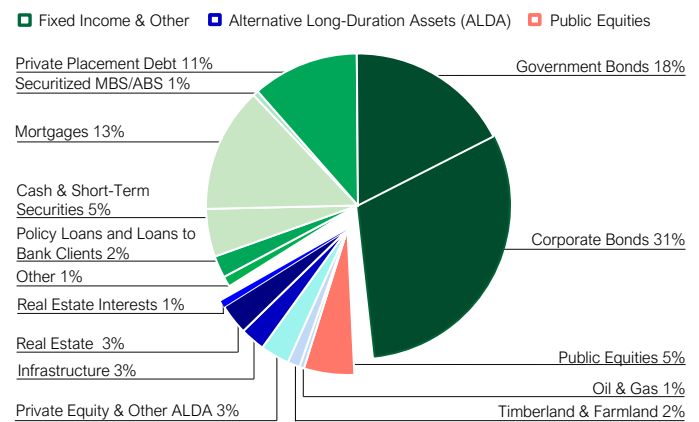
### Global Wealth & Asset Management average assets under management and administration

(C\$ billions)



### Total invested assets

(C\$411.3 billion, Carrying values as of September 30, 2022)



### Financial strength ratings<sup>2</sup>

Rating agency <sup>3</sup>	Rating		Outlook
AM Best	A+ (Superior)	(Superior – 2 <sup>nd</sup> of 13 ratings)	Stable
DBRS Morningstar	AA	(Excellent – 3 <sup>rd</sup> of 22 ratings)	Stable
Fitch	AA-	(Very Strong – 4 <sup>th</sup> of 21 ratings)	Stable
Moody's	A1	(Low Credit Risk – 5 <sup>th</sup> of 21 ratings)	Stable
S&P	AA-	(Very Strong – 4 <sup>th</sup> of 21 Ratings)	Stable

#### Investor Relations Contact:

Hung Ko  
VP, Group Investor Relations  
200 Bloor Street East, Toronto ON, Canada M4W 1E5  
Tel: (416) 806-9921

#### Media Relations Contact:

Cheryl Holmes  
Director, Global External Communications  
200 Bloor Street East, Toronto ON, Canada M4W 1E5  
Tel: (416) 557-0945

<sup>1</sup> MLI refers to The Manufacturers Life Insurance Company. LICAT total ratio is disclosed under the Office of the Superintendent of Financial Institutions Canada's ("OSFI's") Life Insurance Capital Adequacy Test Public Disclosure Requirements guideline. <sup>2</sup> Financial Strength Ratings apply to the main life operating companies of Manulife Financial Corporation including MLI, John Hancock Life Insurance Co. (U.S.A.), John Hancock Life & Health Insurance Co. and John Hancock Life Insurance Co. of New York. DBRS Morningstar does not rate the U.S. insurance subsidiaries separately. All ratings current as of September 30, 2022. <sup>3</sup> AM Best Company ("AM Best"), DBRS Limited and affiliated entities ("DBRS Morningstar"), Fitch Ratings Inc. ("Fitch"), Moody's Investors Service Inc. ("Moody's"), and S&P Global Ratings ("S&P").