

USD ASEAN Growth Fund

An investment fund option for variable life insurance products of **The Manufacturers Life Insurance Co., (Phils), Inc.**

Investment Objective

The Fund aims to generate long-term capital growth by investing substantially all of its assets in a collective investment scheme that invests primarily in equity and equity-related securities of companies listed or incorporated in countries which are members of ASEAN as well as companies incorporated outside ASEAN but with material exposure to ASEAN markets. The Fund may also hold cash and fixed income instruments for liquidity management purposes.

Fund Information

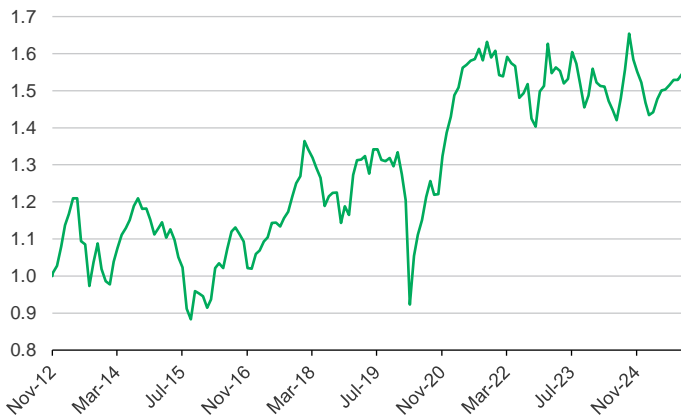
Inception Date November 2012	Fund Size USD 34.71 million	Fund Currency US dollar	Dealing/Valuation Daily
Price (NAV/unit) USD 1.545	Management Fee 2.25% per annum	Bloomberg Ticker MPUSAGF	

Performance Return (October 31, 2025)

USD ASEAN Growth Fund (net of management fee)	1 Month	YTD	1 Year	3 Years	5 Years	Since Inception
Absolute	1.05%	1.51%	-2.46%	10.12%	26.54%	54.50%
Annualized	n.a.	n.a.	-2.46%	3.27%	4.82%	3.42%

Past performance is not an indication of future results. Information about the portfolio's holdings, asset allocation, or country diversification is historical and is not an indication of future portfolio composition, which will vary.

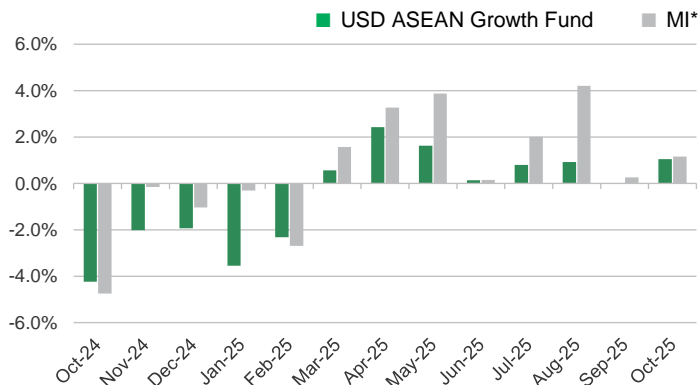
Monthly Net Asset Value per Unit



Top Five Holdings

DBS Group Holdings Ltd	9.86%
Oversea-Chinese Banking Corporation Limited	6.94%
United Overseas Bank Limited	4.74%
Grab Holdings Limited	3.79%
PT Bank Central Asia Tbk	3.62%

Monthly Performance

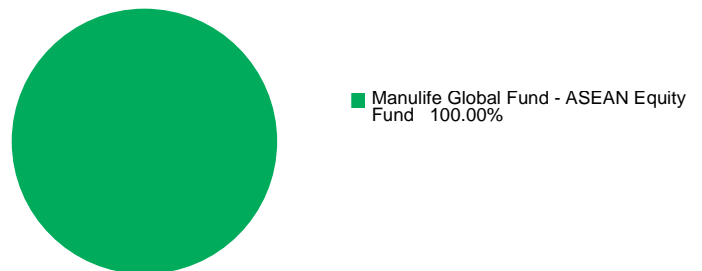


*Market Indicator = MSCI AC ASEAN NR USD Index

This is not a deposit product. Earnings are not assured and principal amount invested is exposed to risk of loss. This product cannot be sold to you unless its benefits and risks have been thoroughly explained. If you do not fully understand this product, do not purchase or invest in it.

Portfolio Breakdown

Asset Allocation (at Market Value)



USD ASEAN Growth Fund

Market Review

ASEAN equities posted gains for the month. Although regional market sentiment was weighed by the trade tension between the US and Chinese Mainland at the start of the month, outcome from the trade negotiations (one-year truce agreed on tariffs and select export controls between the US and Chinese Mainland) partially eased market concerns. Towards the end of month, the US Federal Reserve (Fed) cut policy rate by 25 basis points (bps) to a range of 3.75%-4.00% as expected and indicated that uncertainty remains over a further rate cut in the December meeting. Within the ASEAN region, several governments continued to roll out policy stimulus to support domestic markets. During the month, Thai equities performed well while Singapore equities lagged.

Indonesian equities posted a solid rebound supported by the government's policy support. On top of a stimulus package of ~USD1 billion announced in September, the government further approved an additional ~USD1.8 billion direct cash handouts to ~35 million households (~140 million individuals), which are expected to lift domestic consumption spending in Q4 2025.

Malaysian equities were largely flat. The 2026 budget reflected the government's commitment to balance growth-oriented spending and fiscal consolidation, with fiscal deficit narrowing to 3.5% of the GDP (gross domestic product) in 2026 (compared with 3.8% in 2025). Key highlights from the budget include (1) strengthening social transfer, (2) accelerating renewable energy investments, (3) increasing R&D fundings on tech advancements, (4) and stimulus on the tourism sector. On the economic front, Q3 GDP growth beat estimates at 5.2% year-on-year (YoY), driven by solid rebound in the mining sector and resilient growth in the construction sector.

Philippine equities posted slight gains. The central bank surprised the market by cutting its policy rate by 25 bps to 4.75% in the October meeting and pivoting its policy tone to a more dovish stance with rooms for further rate cuts. Weakening domestic demand and public infrastructure challenges given the government's flood-control corruption allegation were the key reasons supporting the central bank's accommodative policy stance.

Singapore equities marginally corrected on profit-taking pressure post recent performance. On the economic front, Q3 2025 GDP growth came in stronger than expected at 2.9% YoY, as manufacturing production growth offset relatively flat services growth. The Monetary Authority of Singapore kept monetary policy unchanged in the latest review, citing resilient domestic and global growth.

Thai equities continued to rebound. The government announced policy statement and unveiled urgent economic measures. Key areas included (1) boosting domestic consumption (a USD1.4 billion consumption stimulus program), (2) boosting tourism (tax incentives), (3) debt relief (a new asset management company to restructure household debt), and (4) reducing cost of living (lower energy and public transport fares).

Outlook

Despite a volatile geopolitical landscape, significant uncertainties in the global macroeconomic environment, and higher-than-expected trade tariffs whose full impact is yet to be felt, equity markets continue to rise. This rally has been largely driven by accommodative monetary policies from central banks and a softer US dollar. In the absence of strong earnings growth, the performance of Asian equity indices has primarily been supported by valuation re-ratings and foreign exchange gains. Another notable characteristic of Asian markets is the prevalence of crowded trades and high market concentration, particularly in Singapore equities within ASEAN. For the rally to be sustainable, earnings growth must accelerate meaningfully. There is concern that even a slight deviation from lofty investor expectations could trigger sharp market corrections. At current levels, we believe both earnings and market risk are being underestimated.

Year-to-date (YTD), equities in most ASEAN markets have lagged. Investment sentiment has been weighed down by a weakening earnings growth outlook, political uncertainties in Indonesia, Thailand and the Philippines, and lingering global trade policy risks. Additionally, rising competition from Chinese companies entering various ASEAN sectors has pressured the earnings of some local firms. Export-oriented corporates are holding back on capacity expansion amid uncertainty over the potential impact of Trump's tariff. Despite the challenging environment, we believe coordinated efforts by governments, central banks, and corporates are underway to navigate these headwinds.

In Indonesia, the appointment of Finance Minister Purbaya Yudhi Sadewa signals a pro-growth policy stance. The government has injected IDR200 trillion in deposits (2.2% of total system deposits) into key state-owned banks of Indonesia to ease funding pressure and support credit growth. This is complemented by Bank Indonesia's recent 25 bps rate cut in September, bringing the total easing to 150 bps in the past 12 months. While policy transmission will take time, we believe the concerns over cabinet reshuffling and softer-than-expected economic growth are largely priced in. More importantly, Indonesia's macro fundamentals remain solid. In our view, current weakness presents an opportunity to accumulate high-quality, dividend-paying stocks at attractive valuations, with a favorable long-term risk/reward profile.

Thai equities have faced a series of headwinds, including border tensions with Cambodia, the Prime Minister's resignation and subsequent regime change, a recent earthquake, tariff-related uncertainties, and a weaker-than-expected recovery in the tourism sector. The manufacturing sector, once a key growth driver, is under pressure from competitively priced Chinese imports – particularly in the electric vehicle (EV) segment, where Chinese players are gaining market share. Elevated household debt continues to weigh on domestic consumption, further dampening consumer and investor confidence. However, the newly formed government under Prime Minister Anutin Charnvirakul has announced a series of stimulus measures to address economic challenges:

- Co-payment scheme: continuation of the "Kon La Krueng" program, subsidizing 50% of certain food and consumer goods for eligible citizens;
- Debt relief: provision of support for individuals with debt under THB100,000 (~USD3,100) and liquidity assistance of up to THB1 million for small businesses; and
- Cost reduction: implementation of measures designed to reduce living costs, including the lowering of energy and transportation fares.

USD ASEAN Growth Fund

The newly appointed Central Bank governor has also signaled a more accommodative monetary stance to support growth. Like Indonesia, much of the negative news is already reflected in valuations. High-quality Thai companies with strong balance sheets and cash flows offer compelling long-term investment opportunities.

While the Philippines is relatively insulated from the impact of potential US tariffs, the market continues to be constrained by limited depth and liquidity, which has weighed on stock performance. Despite this, it remains one of the least crowded markets in ASEAN and boasts some of the highest earnings growth, based on FY26e estimates, in the region. As long-term investors, we believe the market's growth potential is underappreciated, offering attractive opportunities to accumulate fundamentally sound stocks at compelling valuations.

The Singapore equity market continues to perform well and trading near all-time highs. Investor enthusiasm has been partly fueled from the Monetary Authority of Singapore's (MAS) initiatives aimed at revitalizing the local equity market. These policies are designed to enhance Singapore Exchange's competitiveness as a listing and trading venue by attracting more IPOs and boosting investor participation. The small and mid-caps have enjoyed a stock rally on the back of it. However, recent gains have largely been driven by multiple re-rating while underlying earnings growth remains subdued. Despite this, Singapore remains as one of the most crowded markets in the region. In our view, a meaningful acceleration in earnings growth will be essential for the rally to be sustained. The risk-reward profile of Singapore equities appears less compelling relative to other opportunities in the region. Against such backdrop, we are focused on selectively identifying companies with the potential to deliver strong earnings growth in FY26e but whose prospects remain underappreciated by the market due to a lack of near-term catalysts.

Malaysian equities have remained resilient. Investor interest continues to center on growth opportunities stemming from the geographic region's expanding data center infrastructure. We expect this momentum to spill over into broader development initiatives, including the Johor-Singapore special economic zones and Malaysia Vision Valley 2.0 – a state-led private sector-driven development project designed to complement the growth of Greater Kuala Lumpur. We believe the long-term development of such economic zones will support earnings growth for landowners with strategic landbank in these areas. On the macro front, the government has introduced measures to support domestic consumption, helping to cushion the impact of fiscal consolidation through subsidy rationalization.

Vietnam won an upgrade to "emerging market" status from FTSE Russell after years of capital-market reforms. While this is a positive long-term development, we believe the market may face several near-term headwinds, including:

- "Sell-the-news" pressure as some investors take profits and frontier funds begin to divest ahead of the official emerging market inclusion;
- Currency depreciation;
- Elevated margin lending; and
- A surge in capital raising activity, which may temporarily crowd out fresh inflows.

We also remain cautious about the export growth trend following two rounds of export frontloading YTD. There are already signs of deceleration of export growth in key export categories such as machinery, equipment, tools and instruments, textiles and garments, and telephones and components. That said, we continue to actively seek stock ideas and are prepared to take positions when the risk adjusted return profile becomes compelling.

In conclusion, amid heightened uncertainty and volatile policymaking, we believe the market will increasingly reward corporate resilience. We remain highly disciplined in our stock selection, focusing on businesses with robust financial positions and sustainable long-term growth prospects.

The investment fund option for The Manufacturers Life Insurance Company's variable life insurance product is managed by Manulife Investment Management and Trust Corporation.

The Fund mentioned in this document is specific to variable life insurance contracts and is not considered a mutual fund. Yields depend on interest and foreign exchange rate levels, both of which may fluctuate. Other factors that affect yield include changes in the credit standing of the issuers and changes in the value of the stocks and dividends received. Further, investments of the Fund may provide that their values be determined based on prices or yields of other securities, instruments or foreign currencies, and such provisions may result in negative fluctuations in the value of these investments and, in turn, the Fund's yields. Thus, the performance of the separate account(s) is not guaranteed and the value of the policy could be less than the capital invested. THE VARIABLE LIFE POLICYHOLDER SHALL BEAR ALL INVESTMENT RISKS. Past performance of the Fund is not necessarily indicative of future performance. Yields are not guaranteed.

The information and/or analysis contained in this material have been compiled or arrived at from sources believed to be reliable but The Manufacturers Life Insurance Company ("Manulife Philippines") does not make any representation as to their accuracy, correctness, usefulness or completeness and does not accept liability for any loss arising from the use hereof or the information and/or analysis contained herein. Information about the portfolio's holdings, asset allocation, or country diversification is historical and is not an indication of future portfolio composition, which will vary. Neither Manulife Philippines or its affiliates, nor any of their directors, officers or employees shall assume any liability or responsibility for any direct or indirect loss or damage or any other consequence of any person acting or not acting in reliance on the information contained herein.

The information in this material may contain projections or other forward-looking statements regarding future events, targets, management discipline or other expectations, and is only as current as of the date indicated. There is no assurance that such events will occur, and may be significantly different than that shown here. The information in this material including statements concerning financial market trends, are based on current market conditions, which will fluctuate and may be superseded by subsequent market events or for other reasons. This material was prepared solely for informational purposes and does not constitute a recommendation, professional advice, an offer, solicitation or an invitation by or on behalf of Manulife Philippines to any person to buy or sell any security. This material should not be viewed as a current or past recommendation or a solicitation of an offer to buy or sell any investment products or to adopt any investment strategy. Nothing in this material constitutes investment, legal, accounting or tax advice, or a representation that any investment or strategy is suitable or appropriate to your individual circumstances, or otherwise constitutes a personal recommendation to you. Past performance is not an indication of future results.

Manulife and the block design are registered service marks and trademarks of The Manufacturers Life Insurance Company and used by it and its affiliates including Manulife Financial Corporation.