

# USD Global Multi-Asset Income Fund

An investment fund option for variable life insurance products of **The Manufacturers Life Insurance Co., (Phils), Inc.**

## Investment Objective

The Fund aims to maximize total return by investing substantially all of its assets in one or more collective investment schemes which aims to achieve income generation by investing primarily in a diversified portfolio of equity, equity-related, fixed income and fixed income-related securities of companies and/or governments globally (including the emerging markets).

## Fund Information

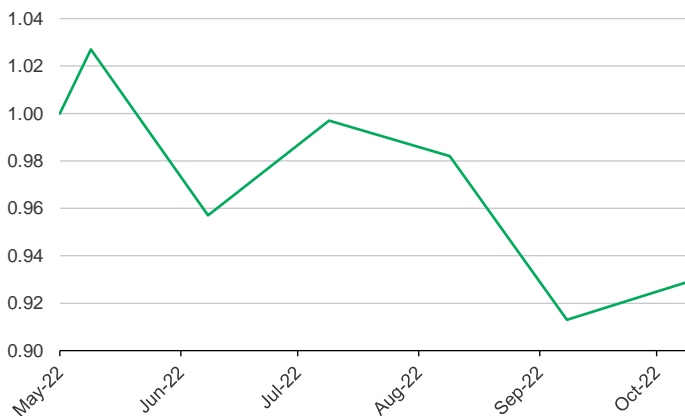
<b>Inception Date</b> May 2022	<b>Fund Size</b> USD 67.63 thousand	<b>Fund Currency</b> US dollar	<b>Dealing/Valuation</b> Daily
<b>Price (NAV/unit)</b> USD 0.929	<b>Management Fee</b> 2.25% per annum	<b>Bloomberg Ticker</b> PHEQUUM	

## Performance Return (October 31, 2022)

USD Global Multi-Asset Income Fund (net of management fee)	1 Month	YTD	1 Year	3 Years	5 Years	Since Inception
Absolute	2.17%	n.a.	n.a.	n.a.	n.a.	-5.58%
Annualized	n.a.	n.a.	n.a.	n.a.	n.a.	-5.58%

Past performance is not an indication of future results. Information about the portfolio's holdings, asset allocation, or country diversification is historical and is not an indication of future portfolio composition, which will vary.

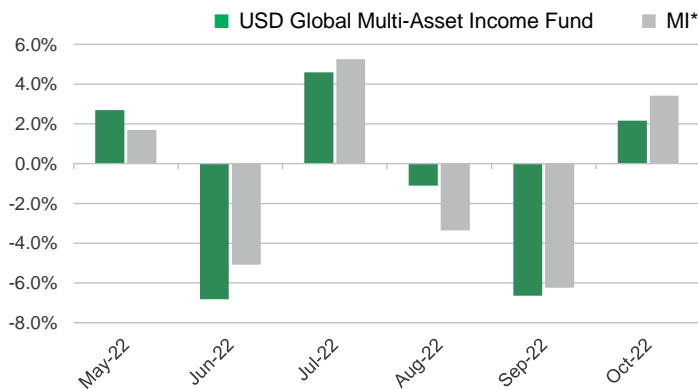
## Monthly Net Asset Value per Unit



## Top Five Holdings

ALPHABET INC.	1.00%
AMAZON.COM, INC.	0.86%
LENNAR CORPORATION	0.68%
JOHNSON & JOHNSON	0.62%
APPLE INC.	0.60%

## Monthly Performance




\*50% MSCI World GR (USD) Index + 50% Bloomberg Barclays Global Aggregate Bond (USD Hedged) Index

This is not a deposit product. Earnings are not assured and principal amount invested is exposed to risk of loss. This product cannot be sold to you unless its benefits and risks have been thoroughly explained. If you do not fully understand this product, do not purchase or invest in it.

## Portfolio Breakdown

### Asset Allocation (at Market Value)



Manulife Global Fund - Global Multi-Asset Diversified Income Fund  
100.00%

# USD Global Multi-Asset Income Fund

## Market Review

Global equities were mostly positive over the month of October, apart from broad emerging markets (EM) and APAC ex Japan Equities, the latter dragged down by China, which sold off aggressively post the 20th National Congress, as well as the Biden Administration announcing new restrictions on China's access to US semi-conductor technology. Developed markets have performed better than EM by over +9% year-to-date (YTD).

September CPI in the US, released in October, showed no signs of a moderation in prices. Terminal rate expectations were adjusted higher to closer to 5% and confirms a US Federal Reserve Board (Fed) willing to hike into a recession. However, recent retail sales data in the US held on well and suggest that US consumers did not enter into consumption patterns typically observed into a recession, yet. Similarly, industrial production for September beat consensus reaching record-levels. All major industries including autos, mining and utilities rebounded after a weak August.

Some surprises from central banks around the statements accompanying the European Central Banks (ECB) 75 bps hike decision as well as the Bank of China (BoC) going 50 bps instead of the 75 bps expected, turned markets risk on - and were seen as a potentially positive prelude to the FOMC decision in early November. After all, the mid-terms are just around the corner.

Some weak macro data from Europe and UK PMIs, which are now in contraction, highlight the challenges to the region. The largest misses were recorded in Germany and the UK where data deteriorated the most, on a month over month basis. The periphery appears to be holding up better than the core.

Global growth is likely to continue to be impacted by supply chain disruptions and higher inflation. Policymakers in the past have dealt with these risks separately, but it is the confluence of these risks which is unprecedented.

Across global equities we saw MSCI World gain +7.2%, driven by the S&P 500 gaining +8.1%, whilst Europe gained +7.2%, Japan +3% and Latin America +9.7%. EM and APAC ex Japan equities fell -3.1% and -4.2%, respectively, dragged lower by China which fell a significant -16.4%.

Sectorally, we saw energy equities perform well, gaining +20.1%, followed by industrials +10.4%, financials +9.3% and healthcare +8.4%. Detractors were communication services gaining +1.2% and real estate +1.2%.

Value equities measured by the Russell 1000 Value performed ahead of the Russell 1000 Growth gaining +10.3% vs +5.8%.

Within fixed income, rate sensitivities detracted as the 10 year Treasury continue to push higher to 4.07% by the end of October. The Citi World Gov Bond Index fell -0.5%, Barclays Global Aggregate -0.7%, whilst HY performed better than Global High Yield gaining +2.2%, with US High Yield (HY) gaining +2.6%.

Within foreign exchange (FX), we saw some non-US dollar FX gains across the Brazilian real, Mexican peso, the Euro and GB pound, but saw US dollar appreciation vs the Renminbi which depreciated -2.8% alongside the Japanese yen depreciating -2.6%.

In terms of spreads, we saw spreads narrowing over the month of October in the Bloomberg Barclays US Corporate High Yield Average OAS to 464 bps vs 550 bps at the end of September.

In terms of a gauge for volatility, the VIX retreated to 26 at the end of October 2022 vs 32 at the end of September.

Governments and central banks continue to demonstrate a tough stance towards inflation whilst a focus on slowing growth is becoming more a concern for markets as market data deteriorates and Fed overtightening is now exacerbating concerns. Escalated geopolitical tensions add to the weakened macro conditions as conflict inflation continues to challenge the Fed. Fed guidance, a function of job creation and inflation expectations, at this point remains the key driver of near-term asset markets, alongside geopolitical sentiment towards Russia and Ukraine, whilst China policy and growth will be a key driver for the Asia region and the broad EM.

## Outlook

The Fed's decision to raise interest rates by another 75 bps at its November meeting comes against a backdrop of evidence that the most acute inflation problem in decades is not abating. Chairman Jerome Powell signalled that the Fed was prepared to slow down the pace of its campaign to tighten monetary policy but warned interest rates would have to rise to a higher level than previously anticipated.

The Fed remains hawkish and is still committed to tightening against a slowing economy. Investors are becoming more and more concerned with recession risk and a higher possibility of downward earnings revisions. Treasury yields remain elevated, credit spreads are pricing in little default risks, whilst equities have rallied more recently – asset markets are not yet pricing a recession. With global central banks normalising policy into slowing growth conditions, risk assets will remain under pressure.

Furthermore, the continuing conflict between market expectations surrounding the peak inflation narrative, and reality remains one that is driving near term volatility.

Tightening financial conditions, heightened geopolitical risks and fears of recession have enacted a heavy toll on valuations and positioning. We are currently operating in a period of energy and commodity supply shortages, tight labour markets, and disrupted supply chains. This is leading to unprecedented levels of inflation, not seen in decades. Due to this above trend inflation, we expect both developed and emerging markets to be operating in a new normal of higher interest rates.

More indebted emerging markets will need to maintain positive real yields to retain capital flows and avoid currency depreciation. Consequently, the pace of rate increases from the Fed is something we continue to closely monitor, although the peak pace of tightening could likely already be upon us.

The Biden Administration's pressure on the Fed to continue to go after inflation is likely driven by the front and centre concern by the US voter profile, whilst the growth repercussions and potential job losses that may become more a focus in the latter part of the year are still not yet being overly felt.

# USD Global Multi-Asset Income Fund

An aggressive rhetoric is likely to continue from the Fed over the near term, rather than any finessing of the hike profile. We do believe however growth concerns become more a dominating factor on decision making in the latter part of the year which will push a Fed pivot towards guiding for a slowdown in their already aggressive move towards a terminal rate which we see closer to 5%.

As a result of the Russia/Ukraine conflict, lower growth and higher inflation resulting from high commodity prices and uncertainty are likely to derail any short-lived momentum. Global growth forecasts are being reduced, with Europe most vulnerable, whilst the US will also remain challenged.

Levels of uncertainty suggest continued market volatility ahead. However, valuations within some sectors have more than halved without a corresponding decline in earnings or cash flows. This suggests a disconnect between market conditions and fundamentals in some quality franchises.

The market is pricing in an aggressive hawkish Fed, whilst sentiment is arguably at extreme bearishness. We believe the Fed will eventually have to pivot away and guide for less hikes than the market is pricing, as growth begins to moderate in the first quarter 2023 and later into the year.

Tactical positioning will be more prevalent again into late 2022, to be able to nimbly add and de-risk portfolios as well as add to yield opportunities as they arise. The trade-off between generating yield, which is the primary objective of the strategy, and capital appreciation through tactical equity allocations, or tactical decision making around the options writing, will be the determinant of portfolio success.

A rising number of questions are growing around Fed policy. Fiscal stimulus is unlikely to be enough for a rapid economic recovery, as getting back to pre-pandemic growth rates is likely to be pushed into 2023 and beyond. The lasting impact of the pandemic on the global economy is not the only factor to monitor. Rising geopolitical tensions in Ukraine, decoupling between China and the West, decelerating growth rates post stimulus, supply chain disruptions and a general deglobalisation trend all raise questions about the future trajectory of global debt and equity markets.

---

The investment fund option for The Manufacturers Life Insurance Company's variable life insurance product is managed by Manulife Investment Management and Trust Corporation.

The Fund mentioned in this document is specific to variable life insurance contracts and is not considered a mutual fund. Yields depend on interest and foreign exchange rate levels, both of which may fluctuate. Other factors that affect yield include changes in the credit standing of the issuers and changes in the value of the stocks and dividends received. Further, investments of the Fund may provide that their values be determined based on prices or yields of other securities, instruments or foreign currencies, and such provisions may result in negative fluctuations in the value of these investments and, in turn, the Fund's yields. Thus, the performance of the separate account(s) is not guaranteed and the value of the policy could be less than the capital invested. THE VARIABLE LIFE POLICYHOLDER SHALL BEAR ALL INVESTMENT RISKS. Past performance of the Fund is not necessarily indicative of future performance. Yields are not guaranteed.

The information and/or analysis contained in this material have been compiled or arrived at from sources believed to be reliable but The Manufacturers Life Insurance Company ("Manulife Philippines") does not make any representation as to their accuracy, correctness, usefulness or completeness and does not accept liability for any loss arising from the use hereof or the information and/or analysis contained herein. Information about the portfolio's holdings, asset allocation, or country diversification is historical and is not an indication of future portfolio composition, which will vary. Neither Manulife Philippines or its affiliates, nor any of their directors, officers or employees shall assume any liability or responsibility for any direct or indirect loss or damage or any other consequence of any person acting or not acting in reliance on the information contained herein.

The information in this material may contain projections or other forward-looking statements regarding future events, targets, management discipline or other expectations, and is only as current as of the date indicated. There is no assurance that such events will occur, and may be significantly different than that shown here. The information in this material including statements concerning financial market trends, are based on current market conditions, which will fluctuate and may be superseded by subsequent market events or for other reasons. This material was prepared solely for informational purposes and does not constitute a recommendation, professional advice, an offer, solicitation or an invitation by or on behalf of Manulife Philippines to any person to buy or sell any security. This material should not be viewed as a current or past recommendation or a solicitation of an offer to buy or sell any investment products or to adopt any investment strategy. Nothing in this material constitutes investment, legal, accounting or tax advice, or a representation that any investment or strategy is suitable or appropriate to your individual circumstances, or otherwise constitutes a personal recommendation to you. Past performance is not an indication of future results.

Manulife and the block design are registered service marks and trademarks of The Manufacturers Life Insurance Company and used by it and its affiliates including Manulife Financial Corporation.