

USD Asia Pacific Bond Fund

An investment fund option for variable life insurance products of **The Manufacturers Life Insurance Co., (Phils), Inc.**

Investment Objective

The Fund aims to maximize total return by investing substantially all of its assets in one or more collective investment schemes. The collective investment scheme aims to provide investors with income and/or long-term capital appreciation through investing primarily in a portfolio of debt securities issued or guaranteed by governments, agencies, supra-nationals and corporations in Asia (which shall include Australia and New Zealand).

Fund Information

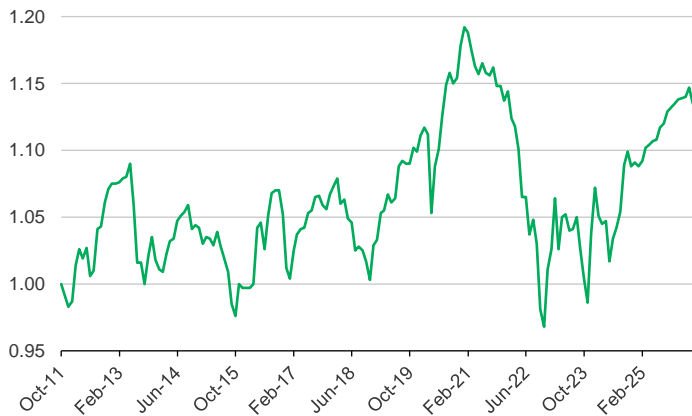
Inception Date October 2011	Fund Size USD 8.33 million	Fund Currency US dollar	Dealing/Valuation Daily
Price (NAV/unit) USD 1.135	Management Fee 2.00% per annum	Bloomberg Ticker MPUSAPB	

Performance Return (March 31, 2026)

USD Asia Pacific Bond Fund (net of management fee)	1 Month	YTD	1 Year	3 Years	5 Years	Since Inception
Absolute	-1.05%	-0.35%	2.81%	8.10%	-2.41%	13.50%
Annualized	n.a.	n.a.	2.81%	2.63%	-0.49%	0.88%

Past performance is not an indication of future results. Information about the portfolio's holdings, asset allocation, or country diversification is historical and is not an indication of future portfolio composition, which will vary.

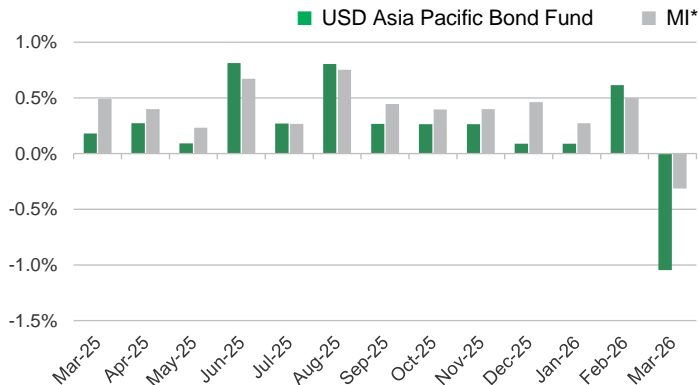
Monthly Net Asset Value per Unit



Top Five Holdings

Hyundai Card Co Ltd 5.75% 04/24/2029	1.86%
China Cinda 2020 I Management Ltd 5.75% 05/28/2029	1.86%
Bank Negara Indonesia Persero Tbk PT 5.28% 04/05/2029	1.84%
Rizal Commercial Banking Corp 5.5% 01/18/2029	1.82%
Motherson Global Investments BV 5.625% 07/11/2029	1.82%

Monthly Performance

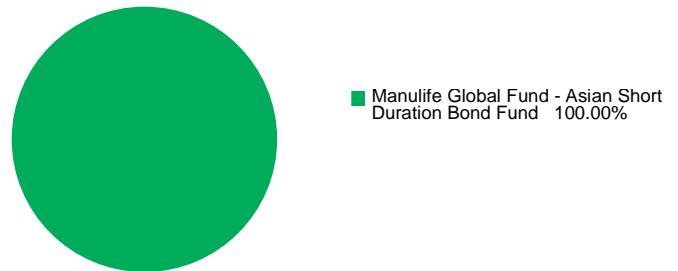


*Market Indicator = JACI Investment Grade 1-3 Years Index

This is not a deposit product. Earnings are not assured and principal amount invested is exposed to risk of loss. This product cannot be sold to you unless its benefits and risks have been thoroughly explained. If you do not fully understand this product, do not purchase or invest in it.

Portfolio Breakdown

Asset Allocation (at Market Value)



Manulife Global Fund - Asian Short Duration Bond Fund 100.00%

USD Asia Pacific Bond Fund

Market Review

In the United States, Treasury yields rose across all tenors, with front-end yields anchored by expectations that the Federal Reserve (Fed) would hold policy rates steady in the near term, while longer-dated Treasury yields moved higher on the back of renewed inflation uncertainty amid energy price shocks from escalating geopolitical tensions in the Middle East. During the March Federal Open Market Committee (FOMC) meeting, the Committee acknowledged that the implications of developments in the Middle East for the U.S. economy were uncertain; Fed Chair Jerome Powell put the risks to employment and inflation on an equal footing and mentioned that a “moderately restrictive” policy stance was currently appropriate. Regarding the Fed’s dual mandate, February nonfarm payrolls surprised to the downside at -92k (vs. +55k estimates), while core personal consumption expenditures (PCE), the Fed’s preferred inflation metric, came in-line with estimates at +3.1% year-on-year. On the geopolitical front, rising tensions in the Middle East and the associated disruption risks to energy supply (around key shipping routes and production hubs) resulted in a sharp rise in oil prices, increasing volatility across risk assets while also weighing on sentiment more broadly through concerns around potentially tighter financial conditions, inflation resurgence, and slower global growth if elevated energy prices persisted. Over the month, the 10-year US Treasury yield rose from 3.93% to 4.32%.

In China, data showed a mixed recovery in economic activity. The RatingDog China Manufacturing PMI continued to move higher in February (52.1) from January (50.3), posting its largest increase since December 2020, as the pace of new orders and production accelerated. The Fourth Session of the 14th National People’s Congress (NPC) was held during the month, setting the key economic, legislative and policy directions for the coming years. China sets a lower 2026 GDP growth target of 4.5%–5.0% and signaled a less expansionary fiscal budget, while emphasizing on industrial self-reliance and technology. China local government bond yields trended higher over the period. In India, the Reserve Bank of India (RBI) conducted OMO purchase for government bonds of INR 1 trillion to inject liquidity into the financial system, given the oil-driven uncertainty and external volatility. Inflation moved higher to 3.21% in February. Indian government bond yields trended higher over the period. In Indonesia, Bank Indonesia (BI) held its key interest rate unchanged at 4.75%, marking consecutive rate holds. BI’s communication turned more defensive, with forward guidance around further easing removed, reinforcing a “higher-for-longer / currency-defense” stance and prompting market participants to reassess the pace of any 2026 cuts. Inflation moved higher to 4.76% year-on-year in February. Indonesia government bond yields trended higher over the period.

Asian credit markets delivered their first month of negative returns for the year due to higher U.S. Treasury yields amid escalating geopolitical tensions in the Middle East and the potential impact on inflation, although there was some offset from stable carry. The J.P. Morgan JACI Investment Grade (IG) Corporate Bond index declined by 125bps and aggregate Asian IG corporate credit spreads tightened by 3 bps. On the investment grade front, Chinese Mainland credits remained relatively resilient from a credit spread perspective, supported by domestic policy tailwinds which helped counteract the negative global risk-off impact induced by the Middle East geopolitical tensions. The March 2026 “Two Sessions” meeting reinforced policymakers’ supportive macro stance, given plans to issue 1.3 trillion yuan in ultra-long-term special treasury bonds in 2026 to support consumer goods trade-in program and capital replenishment at large state-owned commercial banks, as well as 4.4 trillion yuan of local government special-purpose bonds to fund major projects and alleviate local government debt stress. Furthermore, officials reiterated that monetary policy would remain “moderately loose,” with room to further cut the Reserve Requirements Ratio (RRR) and policy rates when appropriate. On the other hand, credits in markets with greater sensitivity to oil price shocks due to being net energy importers, such as India, Thailand, and the Philippines, have underperformed on the back of broader credit spread widening. The primary market for Asian dollar bonds slowed during the month, with selective issuances from the Australian transportation cohort, as well as issuances from the Australian, Japanese, and Chinese Mainland financials spaces.

All major Asian currencies had depreciated against the US dollar in March amid the rising oil prices and broad USD strength. The Chinese renminbi outperformed and depreciated in a lesser extent as China has sustained ample oil reserves which helped cushion the domestic economy from near term energy disruptions. On the other hand, currencies of significant net oil importers from the Middle East such as India, Philippines, South Korea, and Thailand underperformed amid prolonged tensions and oil shock.

Outlook

Asian credits continue to offer higher aggregate all-in yields compared to their US and European counterparts, whether investment grade or high yield, and provide a valuable buffer for investors against market volatility, especially under the current environment characterized by multiple headwinds including geopolitical tensions, rising energy prices, and global growth slowdown. In particular, the relatively shorter duration and spread duration nature of Asian credits can potentially help investors reduce sensitivities to aggressive credit spread and treasury yield movements, lowering performance volatility. While aggregate credit spreads remain relatively tight from a historical perspective, recent market volatility has created further dispersion within the market due to the uneven impact on individual issuers, giving investors the opportunity to generate alpha through disciplined, bottom-up security selection. Furthermore, regional fundamentals remain supported by solid economic growth and domestic policy support in selective markets such as China and India, creating diversification opportunities for investors and helping to mitigate the impact from global headwinds.

With lingering uncertainties in the Middle East and higher energy prices, recent market expectations have shifted significantly, with the Fed now expected to stay put for the rest of 2026, compared to the 2 to 3 interest rate cuts expected in the beginning of March 2026 -- this pause extends the window of opportunity for investors to lock-in the attractive yields offered by Asian dollar credits. Since the normalization of the US Treasury yield curve, investors had to take on more risk – whether duration, credit, or currency – to achieve higher expected returns on their investment portfolios. With persisting market headwinds, assets that offer the highest incremental return for each unit of incremental risk taken (i.e. highest risk-adjusted return) such as Asian credit, would be value-accretive to investors’ portfolios.

On the local side, despite near term volatility in Asia local market amid risk on sentiment and broad USD strength, we remain a constructive medium-term view on selective market. For instance, India remains one of the region’s bright spots supported by robust economic growth, improved sovereign rating and supportive technicals. Moreover, Malaysia is expected to be supported by its status as an oil and natural gas exporter, strong fundamentals and its key role in the AI supply chain in the Asia region.

USD Asia Pacific Bond Fund

The investment fund option for The Manufacturers Life Insurance Company's variable life insurance product is managed by Manulife Investment Management and Trust Corporation.

The Fund mentioned in this document is specific to variable life insurance contracts and is not considered a mutual fund. Yields depend on interest and foreign exchange rate levels, both of which may fluctuate. Other factors that affect yield include changes in the credit standing of the issuers and changes in the value of the stocks and dividends received. Further, investments of the Fund may provide that their values be determined based on prices or yields of other securities, instruments or foreign currencies, and such provisions may result in negative fluctuations in the value of these investments and, in turn, the Fund's yields. Thus, the performance of the separate account(s) is not guaranteed and the value of the policy could be less than the capital invested. THE VARIABLE LIFE POLICYHOLDER SHALL BEAR ALL INVESTMENT RISKS. Past performance of the Fund is not necessarily indicative of future performance. Yields are not guaranteed.

The information and/or analysis contained in this material have been compiled or arrived at from sources believed to be reliable but The Manufacturers Life Insurance Company ("Manulife Philippines") does not make any representation as to their accuracy, correctness, usefulness or completeness and does not accept liability for any loss arising from the use hereof or the information and/or analysis contained herein. Information about the portfolio's holdings, asset allocation, or country diversification is historical and is not an indication of future portfolio composition, which will vary. Neither Manulife Philippines or its affiliates, nor any of their directors, officers or employees shall assume any liability or responsibility for any direct or indirect loss or damage or any other consequence of any person acting or not acting in reliance on the information contained herein.

The information in this material may contain projections or other forward-looking statements regarding future events, targets, management discipline or other expectations, and is only as current as of the date indicated. There is no assurance that such events will occur, and may be significantly different than that shown here. The information in this material including statements concerning financial market trends, are based on current market conditions, which will fluctuate and may be superseded by subsequent market events or for other reasons. This material was prepared solely for informational purposes and does not constitute a recommendation, professional advice, an offer, solicitation or an invitation by or on behalf of Manulife Philippines to any person to buy or sell any security. This material should not be viewed as a current or past recommendation or a solicitation of an offer to buy or sell any investment products or to adopt any investment strategy. Nothing in this material constitutes investment, legal, accounting or tax advice, or a representation that any investment or strategy is suitable or appropriate to your individual circumstances, or otherwise constitutes a personal recommendation to you. Past performance is not an indication of future results.

Manulife and the block design are registered service marks and trademarks of The Manufacturers Life Insurance Company and used by it and its affiliates including Manulife Financial Corporation.