

USD Asia Pacific Bond Fund

An investment fund option for variable life insurance products of **The Manufacturers Life Insurance Co., (Phils), Inc.**

Investment Objective

The Fund aims to maximize total return by investing substantially all of its assets in one or more collective investment schemes. The collective investment scheme aims to provide investors with income and/or long-term capital appreciation through investing primarily in a portfolio of debt securities issued or guaranteed by governments, agencies, supra-nationals and corporations in Asia (which shall include Australia and New Zealand).

Fund Information

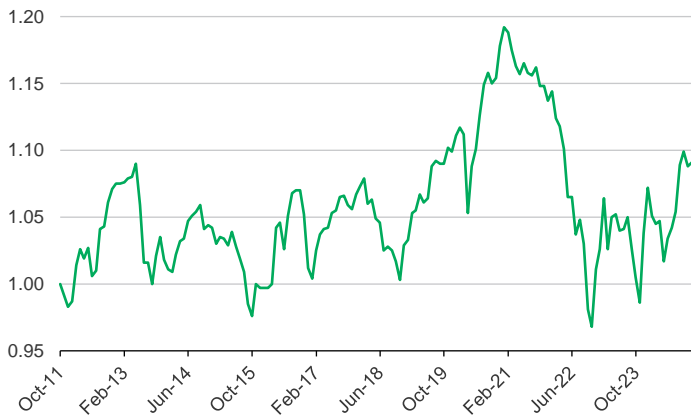
Inception Date October 2011	Fund Size USD 9.89 million	Fund Currency US dollar	Dealing/Valuation Daily
Price (NAV/unit) USD 1.091	Management Fee 2.00% per annum	Bloomberg Ticker MPUSAPB	

Performance Return (November 30, 2024)

USD Asia Pacific Bond Fund (net of management fee)	1 Month	YTD	1 Year	3 Years	5 Years	Since Inception
Absolute	0.28%	1.77%	5.11%	-4.05%	-0.73%	9.10%
Annualized	n.a.	n.a.	5.11%	-1.37%	-0.15%	0.67%

Past performance is not an indication of future results. Information about the portfolio's holdings, asset allocation, or country diversification is historical and is not an indication of future portfolio composition, which will vary.

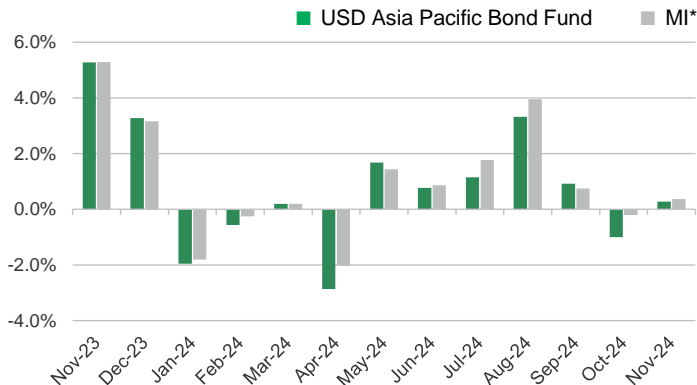
Monthly Net Asset Value per Unit



Top Five Holdings

Khazanah Global Sukuk Bhd 4.687% 06/01/2028	2.13%
SK Hynix Inc 5.5% 01/16/2029	1.73%
Rizal Commercial Banking Corp 5.5% 01/18/2029	1.73%
SMRC Automotive Holdings Netherlands BV 5.625% 07/11/2029	1.72%
Hyundai Card Co Ltd 5.75% 04/24/2029	1.72%

Monthly Performance

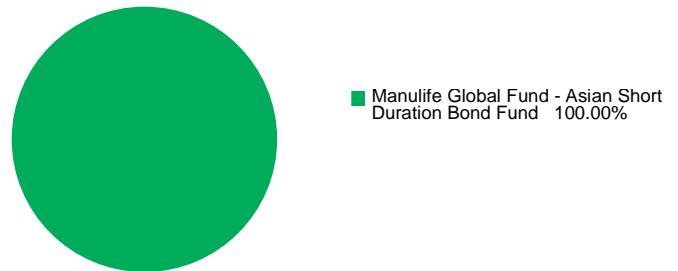


*Market Indicator = JACI Investment Grade 1-3 Years Index

This is not a deposit product. Earnings are not assured and principal amount invested is exposed to risk of loss. This product cannot be sold to you unless its benefits and risks have been thoroughly explained. If you do not fully understand this product, do not purchase or invest in it.

Portfolio Breakdown

Asset Allocation (at Market Value)



Manulife Global Fund - Asian Short Duration Bond Fund 100.00%

USD Asia Pacific Bond Fund

Market Review

In the United States, US Treasury yields trended lower during a volatile month. In the beginning of the month, yields continued their rise from October after the Republicans swept the presidency and both houses of Congress in US elections, despite the rate cut of 25bps during the November FOMC meeting; however, they trended lower later in the month, particularly after the nomination of Scott Bessent, a seasoned market participant, for US Treasury Secretary. Towards the end of the month, President-elect Trump vowed a proposed 25% tariffs on all goods from Canada and Mexico, and an additional 10% tariff on China. Economic data pointed to a continued moderating inflation; the personal consumption expenditure price index, the Fed's preferred measure of inflation, rose 2.3% year-on-year in October, in line with estimates. The non-farm payrolls increased by only 12,000 in the same month, below market estimates. Over the period, the 10-year US Treasury yield dropped from 4.28% to 4.17%.

In China, Caixin Manufacturing Purchasing Managers Index (PMI) rose to 50.3 in October from 49.3 in September, returning to expansionary territory (reading above '50') as new incoming orders increased at their quickest pace in four months. During the NPC press conference, the policymakers rolled out a 10 trillion yuan debt swap program to ease local government refinancing pressure, and signalled sufficient room for additional fiscal stimulus. China local government bond yields trended lower over the period. In India, most locals focused on the state election in Maharashtra, where India's financial center, Mumbai, is located; the BJP-led alliance won a majority in the election which boosted onshore risk sentiment. On economic side, the inflation came at 6.21% year-on-year in October which was higher than expected and mainly driven by elevated food prices. The third quarter 2024 GDP increased by 5.4% (year-on-year) which is below estimates. Indian government bond yields trended lower over the period. In Indonesia, Bank Indonesia (BI) kept its key interest rate unchanged at 6.00%. Inflation has been moderated at 1.71% year-on-year in October. However, the third quarter 2024 GDP increased by 4.95% (year-on-year), below estimates. Indonesia government bond yields trended higher over the period.

Asian investment grade (IG) credits posted positive performance for the month amid lower US Treasury yields and tighter credit spreads. Credit spreads on the J.P. Morgan Investment Grade Corporate Bond Index tightened by 5bps over the month; the J.P. Morgan Asian Investment Grade Corporate Bond Index increased by 0.59%. Asian Investment grade (IG) credit spreads tightened on the back of limited supply. Fundamentals remained supportive underpinned by decent 3Q earnings release; for instance, China's tech giants, Tencent and JD.com, reported earnings which showed resilient top line and cost control. Moreover, S&P changed its outlook on Philippines' BBB+ rating to positive on continued institutional and policy improvement. New issue activities turned active later in the month, notably driven by Alibaba who printed a mega deal of USD 5 billion multi tranche/currency deal. Other primary activities were seen in China, Indonesia, India, and Australia.

Most of the major Asian currencies depreciated against the US dollar in November amid a recent strong USD environment. Indian rupee was a regional outperformer which only weakened slightly against the US dollar amid the central bank's intervention to manage volatility of the currency. In contrast, the Chinese renminbi underperformed amid concerns over the economy and potential impact of tariffs from president-elect Trump.

Outlook

US Fed had its first rate cut since the covid pandemic in September and we believe the Fed and other global central banks transitioning to end their rate hike cycles in 2024 would help underpin global and Asian bond markets. Trump's second term in the office will likely trigger volatility from the uncertainty around his trade policy in the region; we believe active management will be crucial to navigate potential market turbulence. In Asia ex-China region, we view Asian central banks, such as India, Indonesia, South Korea and Philippines, to have room to continue its rate cutting in 2025 amid benign inflationary environment. In China, during the November NPC press conference, the policymakers rolled out a 10 trillion yuan debt swap program to ease local government refinancing pressure, and signalled sufficient room for additional fiscal stimulus. Chinese top authorities are expected to provide more indications on both economic growth target and fiscal budget forecast for 2025 during the upcoming conferences including the December Central Economic Work Conference and the March 2025 NPC meeting. We expect the government to step up stimulus measures in 2025 to stabilize the property market, address local government debt pressures and boost consumption, in response to sluggish economic data and volatility from the uncertainty around Trump's tariff plan.

The investment fund option for The Manufacturers Life Insurance Company's variable life insurance product is managed by Manulife Investment Management and Trust Corporation.

The Fund mentioned in this document is specific to variable life insurance contracts and is not considered a mutual fund. Yields depend on interest and foreign exchange rate levels, both of which may fluctuate. Other factors that affect yield include changes in the credit standing of the issuers and changes in the value of the stocks and dividends received. Further, investments of the Fund may provide that their values be determined based on prices or yields of other securities, instruments or foreign currencies, and such provisions may result in negative fluctuations in the value of these investments and, in turn, the Fund's yields. Thus, the performance of the separate account(s) is not guaranteed and the value of the policy could be less than the capital invested. THE VARIABLE LIFE POLICYHOLDER SHALL BEAR ALL INVESTMENT RISKS. Past performance of the Fund is not necessarily indicative of future performance. Yields are not guaranteed.

The information and/or analysis contained in this material have been compiled or arrived at from sources believed to be reliable but The Manufacturers Life Insurance Company ("Manulife Philippines") does not make any representation as to their accuracy, correctness, usefulness or completeness and does not accept liability for any loss arising from the use hereof or the information and/or analysis contained herein. Information about the portfolio's holdings, asset allocation, or country diversification is historical and is not an indication of future portfolio composition, which will vary. Neither Manulife Philippines or its affiliates, nor any of their directors, officers or employees shall assume any liability or responsibility for any direct or indirect loss or damage or any other consequence of any person acting or not acting in reliance on the information contained herein.

The information in this material may contain projections or other forward-looking statements regarding future events, targets, management discipline or other expectations, and is only as current as of the date indicated. There is no assurance that such events will occur, and may be significantly different than that shown here. The information in this material including statements concerning financial market trends, are based on current market conditions, which will fluctuate and may be superseded by subsequent market events or for other reasons. This material was prepared solely for informational purposes and does not constitute a recommendation, professional advice, an offer, solicitation or an invitation by or on behalf of Manulife Philippines to any person to buy or sell any security. This material should not be viewed as a current or past recommendation or a solicitation of an offer to buy or sell any investment products or to adopt any investment strategy. Nothing in this material constitutes investment, legal, accounting or tax advice, or a representation that any investment or strategy is suitable or appropriate to your individual circumstances, or otherwise constitutes a personal recommendation to you. Past performance is not an indication of future results.

Manulife and the block design are registered service marks and trademarks of The Manufacturers Life Insurance Company and used by it and its affiliates including Manulife Financial Corporation.