

Emperor Fund

An investment fund option for variable life insurance products of **The Manufacturers Life Insurance Co., (Phils), Inc.**

Investment Objective

The Fund aims to achieve long-term capital appreciation by investing in equity or equity-linked securities of a diversified portfolio of Philippine listed companies with bias towards companies with Filipino-Chinese heritage and companies with potential to become industry leaders. The Fund may also invest in pooled funds that invest in similar securities and other liquid fixed income instruments.

Fund Information

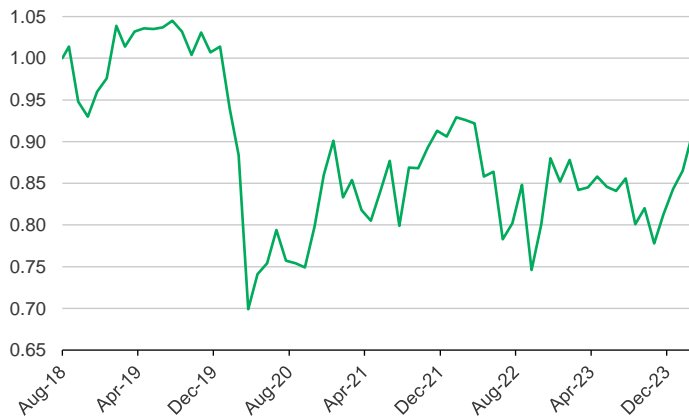
Inception Date August 2018	Fund Size PHP 2.22 billion	Fund Currency Philippine peso	Dealing/Valuation Daily
Price (NAV/unit) PHP 0.907	Management Fee 2.00% per annum	Bloomberg Ticker MPHEMPR	

Performance Return (February 29, 2024)

Emperor Fund (net of management fee)	1 Month	YTD	1 Year	3 Years	5 Years	Since Inception
Absolute	4.86%	7.59%	7.72%	6.21%	-10.55%	-9.30%
Annualized	n.a.	n.a.	7.72%	2.03%	-2.21%	-1.74%

Past performance is not an indication of future results. Information about the portfolio's holdings, asset allocation, or country diversification is historical and is not an indication of future portfolio composition, which will vary.

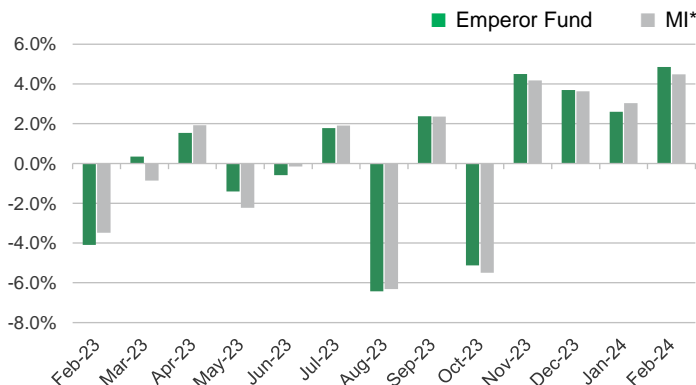
Monthly Net Asset Value per Unit



Top Five Holdings

SM INVESTMENTS CORPORATION	14.00%
BDO UNIBANK INC	9.65%
SM PRIME HOLDINGS INC	9.31%
INTERNATIONAL CONTAINER TERMINAL SERVICES INC	7.12%
BANK OF THE PHILIPPINE ISLANDS	7.06%

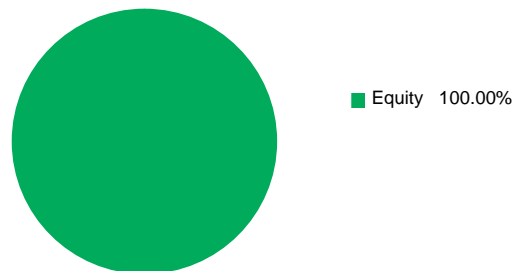
Monthly Performance



*Market Indicator = Philippine Stock Exchange Index

Portfolio Breakdown

Asset Allocation (at Market Value)



As per the fund's Investment Policy Statement, initial subscriptions are invested in fixed 100% Equity Pool. The investments of the Equity Pool consist of stocks listed on the Philippine Stock Exchange and term deposits.

Emperor Fund

Market Review

The Philippine Stock Equity index (PSEi) was up 4.5% to 6,944.71 for the month of February. Year to date, the PSEi was up 7.66%, driven by the improvement in macroeconomic indicators such as better-than-expected GDP growth results for full year 2023, normalizing inflation trends, and stable outlook for policy interest rates for the first half of 2024.

February inflation rate was 3.4% year on year, a slight uptick from January inflation figure of 2.8% year on year. The slight increase in inflation for February was on the back of continued price increases for key items such as rice, meat, fish alongside petroleum and electricity prices. Prices of vegetables, fruits and sugar saw downward price pressures for the same period.

February inflation rate was still within BSP's target range of 2-4% despite the slight uptick from January inflation rate. The Bangko Sentral ng Pilipinas (BSP) will continue to monitor developments affecting the inflation outlook with its data-driven approach as this may further contribute to key monetary policy direction for 2024.

Economic growth was better than expected for 2023 with the full year GDP growing by 5.6%, slightly better than consensus average of 5.4%. Philippine GDP growth outpaced most of our regional peers including China, Vietnam, and Malaysia for 2023.

Outlook

We have a positive outlook on Philippine equities as we become more optimistic on account of the improving macroeconomic backdrop. Philippine inflation has decelerated to well within the Bangko Sentral ng Pilipinas (BSP) target range of 2-4%. This will provide BSP more policy options to support economic growth such as reducing policy interest rates which market consensus thinks may be realized towards the later part of 2024. In addition, PSEi valuations remain attractive despite the market rallying by 7.66% year to date. The PSEi is trading at 12x forward price to earnings, still a discount compared to its historical average of around 15x.

The investment fund option for Manulife China Bank Life Assurance Corporation's variable life insurance product is managed by Manulife Investment Management and Trust Corporation.

The Fund mentioned in this document is specific to variable life insurance contracts and is not considered a mutual fund. Yields depend on interest and foreign exchange rate levels, both of which may fluctuate. Other factors that affect yield include changes in the credit standing of the issuers and changes in the value of the stocks and dividends received. Further, investments of the Fund may provide that their values be determined based on prices or yields of other securities, instruments or foreign currencies, and such provisions may result in negative fluctuations in the value of these investments and, in turn, the Fund's yields. Thus, the performance of the separate account(s) is not guaranteed and the value of the policy could be less than the capital invested. THE VARIABLE LIFE POLICYHOLDER SHALL BEAR ALL INVESTMENT RISKS. Past performance of the Fund is not necessarily indicative of future performance. Yields are not guaranteed.

The information and/or analysis contained in this material have been compiled or arrived at from sources believed to be reliable but The Manufacturers Life Insurance Co. (Phils.), Inc. ("Manulife Philippines") does not make any representation as to their accuracy, correctness, usefulness or completeness and does not accept liability for any loss arising from the use hereof or the information and/or analysis contained herein. Information about the portfolio's holdings, asset allocation, or country diversification is historical and is not an indication of future portfolio composition, which will vary. Neither Manulife Philippines or its affiliates, nor any of their directors, officers or employees shall assume any liability or responsibility for any direct or indirect loss or damage or any other consequence of any person acting or not acting in reliance on the information contained herein.

The information in this material may contain projections or other forward-looking statements regarding future events, targets, management discipline or other expectations, and is only as current as of the date indicated. There is no assurance that such events will occur, and may be significantly different than that shown here. The information in this material including statements concerning financial market trends, are based on current market conditions, which will fluctuate and may be superseded by subsequent market events or for other reasons. This material was prepared solely for informational purposes and does not constitute a recommendation, professional advice, an offer, solicitation or an invitation by or on behalf of MCBL to any person to buy or sell any security. This material should not be viewed as a current or past recommendation or a solicitation of an offer to buy or sell any investment products or to adopt any investment strategy. Nothing in this material constitutes investment, legal, accounting or tax advice, or a representation that any investment or strategy is suitable or appropriate to your individual circumstances, or otherwise constitutes a personal recommendation to you. Past performance is not an indication of future results.

Manulife and the block design are registered service marks and trademarks of The Manufacturers Life Insurance Company and used by it and its affiliates including Manulife Financial Corporation.