

PHP Global Preferred Securities Income Fund

An investment fund option for variable life insurance products of **The Manufacturers Life Insurance Co., (Phils), Inc.**

Investment Objective

The Fund aims to maximize total return by investing substantially all of its assets in one or more collective investment schemes which aims to provide income generation with potential long-term capital appreciation by investing primarily in preferred securities listed or traded on any regulated market in the world.

Fund Information

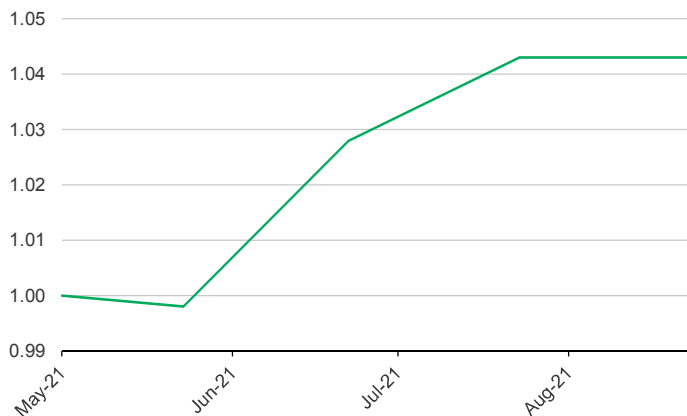
Inception Date May 2021	Fund Size PHP 111.05 million	Fund Currency Philippine peso	Dealing/Valuation Daily
Price (NAV/unit) PHP 1.043	Management Fee 2.25% per annum	Bloomberg Ticker PHBAPGP	

Performance Return (August 31, 2021)

PHP Global Preferred Securities Income Fund (net of management fee)	1 Month	YTD	1 Year	3 Years	5 Years	Since Inception
Absolute	0.00%	n.a.	n.a.	n.a.	n.a.	4.30%
Annualized	n.a.	n.a.	n.a.	n.a.	n.a.	4.30%

Past performance is not an indication of future results. Information about the portfolio's holdings, asset allocation, or country diversification is historical and is not an indication of future portfolio composition, which will vary.

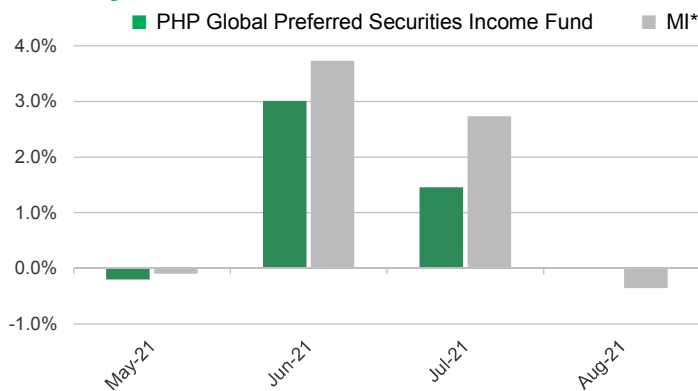
Monthly Net Asset Value per Unit



Top Five Holdings

BANK OF AMERICA CORP 6.45% 12/15/2066	2.67%
TRINITY CAPITAL INC/MD 7% 01/16/2025	2.35%
ASSURANT INC 7% 03/27/2048	2.24%
SOFTBANK GROUP CORP 6.875% Perpetual	2.04%
CITIGROUP CAPITAL XIII 6.498% 10/30/2040	2.02%

Monthly Performance

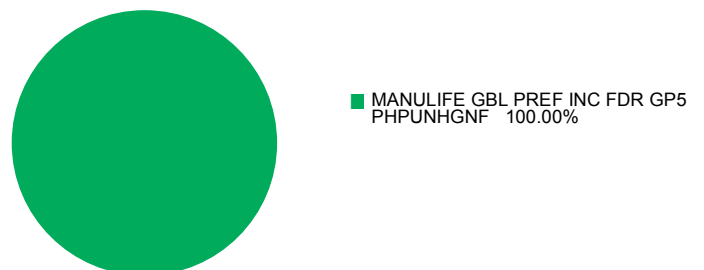


*Market Indicator = 50% BoFA Merrill Lynch Fixed Rate Preferred Securities Index and 50% BoFA Merrill Lynch US Capital Securities Index

This is not a deposit product. Earnings are not assured and principal amount invested is exposed to risk of loss. This product cannot be sold to you unless its benefits and risks have been thoroughly explained. If you do not fully understand this product, do not purchase or invest in it.

Portfolio Breakdown

Asset Allocation (at Market Value)



PHP Global Preferred Securities Income Fund

Market Review

August was a quiet month in the US bond market, with bonds posting modestly negative overall returns. Rising coronavirus cases, driven by the more-contagious Delta variant, contributed to a mixed economic picture as strength in employment and manufacturing activity was offset by a sharp decline in consumer spending. Inflation remained elevated as supply shortages continued to drive prices higher for both producers and consumers. At the same time, the US Federal Reserve Board reaffirmed plans to reduce bond purchases before the end of this year but reiterated its commitment to maintaining an accommodative monetary policy for the foreseeable future.

In this environment, bond yields rose slightly across the board, ending a four-month streak of falling yields and leading to lower bond prices. Most sectors of the bond market declined slightly during the month, with some exceptions—preferred securities and high-yield corporate bonds, which posted positive returns in August as investors continued to reach for yield.

Outlook

While uncertainty has increased due to the spread of the Delta variant, accommodative central bank policies in addition to vaccination rates globally which are increasing, should allow for the global economy to continue to recover although at a potentially slower pace. The utility, energy, communication, and consumer cyclical industries stand to benefit significantly. Utility common equity valuation multiples are at the lowest level of the last ten years. We believe the convertible preferred securities of utility issuers will benefit as valuation multiples rise. Global oil prices have rebounded into the US\$60s and US\$70s from negative prices in 2020. Midstream concerns of counterparty credit risk and low volumes have abated, strengthening midstream credit profiles. Residential and commercial broadband demand is at an all-time high, improving the credit outlook for communication issuers. And consumer cyclical issuers should benefit from increased consumer spending levels and positive implications of the pending infrastructure spending legislation.

The Fund is overweight in the utilities sector, which has limited exposure from an economic standpoint to the coronavirus. Commercial and industrial electricity demand has declined but at the same time, residential demand increased as many Americans continue to work from home. Importantly, utilities often make between 2-3 times more margin from residential customers than they do commercial and industrial. In addition, most utilities have regulatory mechanisms in place to make up for lost demand. We see tremendous value in the utility preferred space as many of these securities are not trading on their underlying fundamentals. Further, we believe that President Biden will incentivise renewable energy investments which will result in even better earnings and cash flows for the next several years.

Financial services companies, another large weighting in the portfolio, are well-positioned from a balance sheet standpoint for this crisis. US banks are strong, well-capitalised with good liquidity. During the 2008-09 financial crisis, banks were forced to tighten their lending standards because of their weak balance sheets. Insurance companies, regulated by the states where they operate, similarly are well-positioned from a balance sheet standpoint currently. Property and casualty insurance companies are benefiting from increases in premiums paid as these companies have been raising prices owing to several years of higher-than-expected claims. We see value in the financial services sector as the market is not recognising their strong balance sheets.

The Fund's holdings in the energy sector do not have direct exposure to commodity prices. Our energy holdings are midstream companies that transport oil and/or gas on their pipelines. Many of these companies are diversified into different areas of the midstream space such as natural gas pipelines, gasoline pipelines and storage. Overall, we are confident in the stability of the income in our midstream names. We view the yields offered by these companies as very attractive.

The investment fund option for The Manufacturers Life Insurance Company's variable life insurance product is managed by Manulife Investment Management and Trust Corporation.

The Fund mentioned in this document is specific to variable life insurance contracts and is not considered a mutual fund. Yields depend on interest and foreign exchange rate levels, both of which may fluctuate. Other factors that affect yield include changes in the credit standing of the issuers and changes in the value of the stocks and dividends received. Further, investments of the Fund may provide that their values be determined based on prices or yields of other securities, instruments or foreign currencies, and such provisions may result in negative fluctuations in the value of these investments and, in turn, the Fund's yields. Thus, the performance of the separate account(s) is not guaranteed and the value of the policy could be less than the capital invested. THE VARIABLE LIFE POLICYHOLDER SHALL BEAR ALL INVESTMENT RISKS. Past performance of the Fund is not necessarily indicative of future performance. Yields are not guaranteed.

The information and/or analysis contained in this material have been compiled or arrived at from sources believed to be reliable but The Manufacturers Life Insurance Company ("Manulife Philippines") does not make any representation as to their accuracy, correctness, usefulness or completeness and does not accept liability for any loss arising from the use hereof or the information and/or analysis contained herein. Information about the portfolio's holdings, asset allocation, or country diversification is historical and is not an indication of future portfolio composition, which will vary. Neither Manulife Philippines or its affiliates, nor any of their directors, officers or employees shall assume any liability or responsibility for any direct or indirect loss or damage or any other consequence of any person acting or not acting in reliance on the information contained herein.

The information in this material may contain projections or other forward-looking statements regarding future events, targets, management discipline or other expectations, and is only as current as of the date indicated. There is no assurance that such events will occur, and may be significantly different than that shown here. The information in this material including statements concerning financial market trends, are based on current market conditions, which will fluctuate and may be superseded by subsequent market events or for other reasons. This material was prepared solely for informational purposes and does not constitute a recommendation, professional advice, an offer, solicitation or an invitation by or on behalf of Manulife Philippines to any person to buy or sell any security. This material should not be viewed as a current or past recommendation or a solicitation of an offer to buy or sell any investment products or to adopt any investment strategy. Nothing in this material constitutes investment, legal, accounting or tax advice, or a representation that any investment or strategy is suitable or appropriate to your individual circumstances, or otherwise constitutes a personal recommendation to you. Past performance is not an indication of future results.

Manulife and the block design are registered service marks and trademarks of The Manufacturers Life Insurance Company and used by it and its affiliates including Manulife Financial Corporation.