

PHP Global Preferred Securities Income Fund

An investment fund option for variable life insurance products of **The Manufacturers Life Insurance Co., (Phils), Inc.**

Investment Objective

The Fund aims to maximize total return by investing substantially all of its assets in one or more collective investment schemes which aims to provide income generation with potential long-term capital appreciation by investing primarily in preferred securities listed or traded on any regulated market in the world.

Fund Information

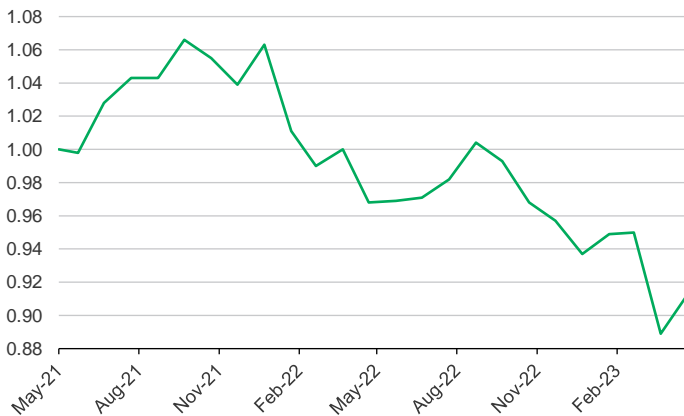
Inception Date May 2021	Fund Size PHP 247.92 million	Fund Currency Philippine peso	Dealing/Valuation Daily
Price (NAV/unit) PHP 0.912	Management Fee 2.25% per annum	Bloomberg Ticker PHBAPGP	

Performance Return (April 30, 2023)

PHP Global Preferred Securities Income Fund (net of management fee)	1 Month	YTD	1 Year	3 Years	5 Years	Since Inception
Absolute	2.59%	0.00%	-0.94%	n.a.	n.a.	-1.28%
Annualized	n.a.	n.a.	-0.94%	n.a.	n.a.	-0.65%

Past performance is not an indication of future results. Information about the portfolio's holdings, asset allocation, or country diversification is historical and is not an indication of future portfolio composition, which will vary.

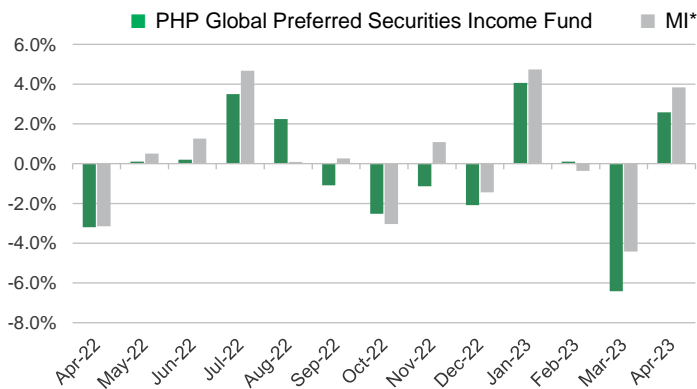
Monthly Net Asset Value per Unit



Top Five Holdings

BANK OF AMERICA CORP	6.45%	12/15/2066	2.33%
CITIGROUP CAPITAL XIII	11.643%	10/30/2040	2.31%
COREBRIDGE FINANCIAL INC	6.875%	12/15/2052	2.01%
ASSURANT INC	7%	03/27/2048	1.96%
PPL CAPITAL FUNDING INC	7.828%	03/30/2067	1.82%

Monthly Performance




*Market Indicator = 50% BoFA Merrill Lynch Fixed Rate Preferred Securities Index and 50% BoFA Merrill Lynch US Capital Securities Index

This is not a deposit product. Earnings are not assured and principal amount invested is exposed to risk of loss. This product cannot be sold to you unless its benefits and risks have been thoroughly explained. If you do not fully understand this product, do not purchase or invest in it.

Portfolio Breakdown

Asset Allocation (at Market Value)



Manulife Global Preferred Income Feeder Fund and/or Manulife Global Fund Preferred Securities Income Fund 100.00%

PHP Global Preferred Securities Income Fund

Market Review

After a volatile first quarter, the US bond market posted modestly positive returns in April in a calmer market environment. The key factors included mixed economic data and lingering stress in the banking sector, which led to more cautious investor behaviours. Inflation eased during the month but remained elevated, reaffirming expectations that the US Federal Reserve Board would raise short-term interest rates in early May. However, US economic growth in the first quarter came in at a 1.1% annualised rate, well below expectations and the weakest quarter of growth since a contraction in the second quarter of 2022.

In this environment, bond yields were mixed but relatively stable in April. US Treasury bill yields continued to rise in anticipation of an upcoming Fed rate hike, but yields in other maturity segments were flat to slightly lower. Sector performance was broadly positive, with high-yield and investment-grade corporate bonds generating the best returns, while US Treasury securities and residential mortgage-backed securities lagged.

Outlook

The Fed continues its path to tighten the monetary policy in 2023 but at a slower pace. The full impact of the tightening started early in 2022 and is flowing through the real economy. Consumers and businesses in the US are beginning to feel this tightening. The impacts on earnings and balance sheets are uneven, but they are there and broadening out.

Credit metrics supported by strong earnings and low leverage were very healthy for most businesses at the beginning of the year. Earnings deterioration is beginning to put pressure on companies as demand for goods wanes and inflationary pressures impact margins. Most higher-quality corporations should be able to withstand softening economic conditions. Companies of lower-credit quality will have to carefully navigate worsening conditions compounded by increased required rates of return by the financial markets.

We maintain a favourable view of preferred securities as significantly improved yields should lead to attractive forward returns. The ability to select securities from a broader credit universe and across the capital structure will help navigate the softening landscape and focus on risk-adjusted returns. There is potential for incremental upside, in addition to income, as the sector fell under pressure amid bank issues in March, resulting in yields not seen since 2009. Preferred securities are of higher quality in nature and offer value compared with higher duration and traditional investment-grade areas of the market.

The investment team has continued its defensive position since 2019, with overweight allocations in areas such as utilities and underweight allocations in the banking sector. The Fund is overweight in terms of significant financial institutional (SFI) banks and super-regional banks, relative to the preferred market. SFI banks are large and have already benefited from the fallout triggered by Silicon Valley Bank and others. They have been subject to the most stringent capital and liquidity rules, and they provide broad services to clients. Large or super-regional banks have been preparing for stricter regulatory requirements following their acquisitions in recent years. This group of banks has benefited from increased profitability, a tradition of strong loan underwriting and diversified earnings.

The investment fund option for The Manufacturers Life Insurance Company's variable life insurance product is managed by Manulife Investment Management and Trust Corporation.

The Fund mentioned in this document is specific to variable life insurance contracts and is not considered a mutual fund. Yields depend on interest and foreign exchange rate levels, both of which may fluctuate. Other factors that affect yield include changes in the credit standing of the issuers and changes in the value of the stocks and dividends received. Further, investments of the Fund may provide that their values be determined based on prices or yields of other securities, instruments or foreign currencies, and such provisions may result in negative fluctuations in the value of these investments and, in turn, the Fund's yields. Thus, the performance of the separate account(s) is not guaranteed and the value of the policy could be less than the capital invested. THE VARIABLE LIFE POLICYHOLDER SHALL BEAR ALL INVESTMENT RISKS. Past performance of the Fund is not necessarily indicative of future performance. Yields are not guaranteed.

The information and/or analysis contained in this material have been compiled or arrived at from sources believed to be reliable but The Manufacturers Life Insurance Company ("Manulife Philippines") does not make any representation as to their accuracy, correctness, usefulness or completeness and does not accept liability for any loss arising from the use hereof or the information and/or analysis contained herein. Information about the portfolio's holdings, asset allocation, or country diversification is historical and is not an indication of future portfolio composition, which will vary. Neither Manulife Philippines or its affiliates, nor any of their directors, officers or employees shall assume any liability or responsibility for any direct or indirect loss or damage or any other consequence of any person acting or not acting in reliance on the information contained herein.

The information in this material may contain projections or other forward-looking statements regarding future events, targets, management discipline or other expectations, and is only as current as of the date indicated. There is no assurance that such events will occur, and may be significantly different than that shown here. The information in this material including statements concerning financial market trends, are based on current market conditions, which will fluctuate and may be superseded by subsequent market events or for other reasons. This material was prepared solely for informational purposes and does not constitute a recommendation, professional advice, an offer, solicitation or an invitation by or on behalf of Manulife Philippines to any person to buy or sell any security. This material should not be viewed as a current or past recommendation or a solicitation of an offer to buy or sell any investment products or to adopt any investment strategy. Nothing in this material constitutes investment, legal, accounting or tax advice, or a representation that any investment or strategy is suitable or appropriate to your individual circumstances, or otherwise constitutes a personal recommendation to you. Past performance is not an indication of future results.

Manulife and the block design are registered service marks and trademarks of The Manufacturers Life Insurance Company and used by it and its affiliates including Manulife Financial Corporation.