

PHP Global Preferred Securities Income Fund

An investment fund option for variable life insurance products of **The Manufacturers Life Insurance Co., (Phils), Inc.**

Investment Objective

The Fund aims to maximize total return by investing substantially all of its assets in one or more collective investment schemes which aims to provide income generation with potential long-term capital appreciation by investing primarily in preferred securities listed or traded on any regulated market in the world.

Fund Information

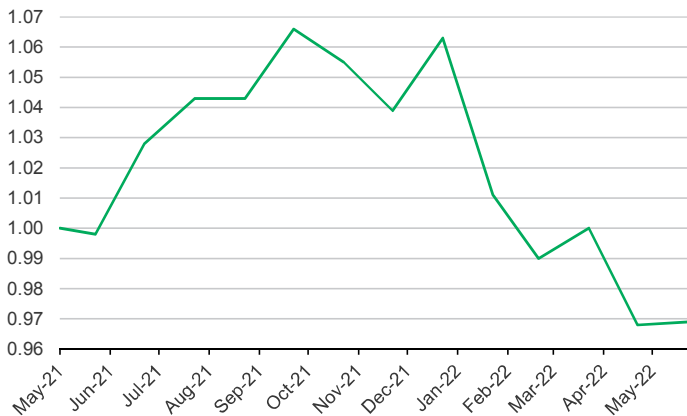
Inception Date May 2021	Fund Size PHP 226.18 million	Fund Currency Philippine peso	Dealing/Valuation Daily
Price (NAV/unit) PHP 0.969	Management Fee 2.25% per annum	Bloomberg Ticker PHBAPGP	

Performance Return (May 31, 2022)

PHP Global Preferred Securities Income Fund (net of management fee)	1 Month	YTD	1 Year	3 Years	5 Years	Since Inception
Absolute	0.10%	-6.90%	-0.04%	n.a.	n.a.	-0.24%
Annualized	n.a.	n.a.	-0.04%	n.a.	n.a.	-0.23%

Past performance is not an indication of future results. Information about the portfolio's holdings, asset allocation, or country diversification is historical and is not an indication of future portfolio composition, which will vary.

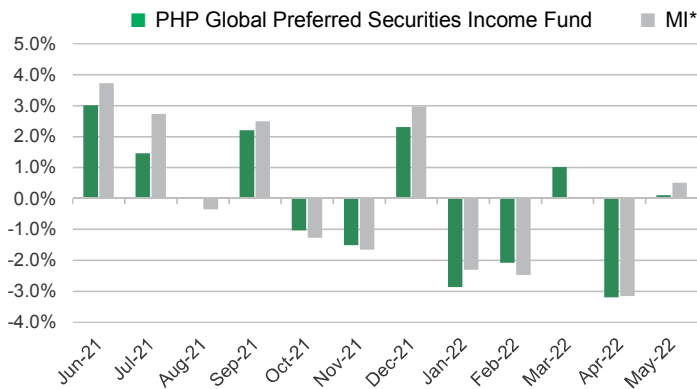
Monthly Net Asset Value per Unit



Top Five Holdings

BANK OF AMERICA CORP	6.45%	12/15/2066	2.24%
CITIGROUP CAPITAL XIII	7.609%	10/30/2040	2.04%
ASSURANT INC	7%	03/27/2048	1.96%
TRINITY CAPITAL INC/MD	7%	01/16/2025	1.86%
ENBRIDGE INC	6.25%	03/01/2078	1.85%

Monthly Performance




*Market Indicator = 50% BoFA Merrill Lynch Fixed Rate Preferred Securities Index and 50% BoFA Merrill Lynch US Capital Securities Index

This is not a deposit product. Earnings are not assured and principal amount invested is exposed to risk of loss. This product cannot be sold to you unless its benefits and risks have been thoroughly explained. If you do not fully understand this product, do not purchase or invest in it.

Portfolio Breakdown

Asset Allocation (at Market Value)



MANULIFE GBL PREF INC FDR GP5
PHPUNHGNF 100.00%

PHP Global Preferred Securities Income Fund

Market Review

US bonds posted positive returns in May, ending a five-month streak of declines. The factors driving bond yields higher and bond prices lower over the past five months remained in place—the 12-month US inflation rate declined slightly but stayed above 8%, the US Federal Reserve Board (Fed) raised short-term interest rates by 50 basis points during the month, and the Russia-Ukraine conflict showed no signs of easing. While this pushed bond yields higher during the first half of May, yields fell back over the last two weeks amid relatively weak economic data, including indications that higher interest rates are having an adverse impact on the housing market.

Bond yields were mixed but mostly lower in May, with short-term yields falling the most. Longer-term bond yields rose slightly, reflecting persistent inflationary concerns. From a sector performance standpoint, sectors that have been underperforming during the bond market's months-long decline—including investment-grade corporate bonds and residential mortgage-backed securities—led the market's advance in May. Shorter-term sectors such as asset-backed securities and commercial mortgage-backed securities declined slightly for the month.

Outlook

The geopolitical conflict in Ukraine has tempered investor expectations and created some economic uncertainty. While uncertainty has increased, we remain constructive on corporate fundamentals overall. Given the global economic uncertainty, the portfolio is invested in high quality companies that offer attractive yields.

Utility common equity relative valuation multiples are the lowest level in the last ten years. We believe convertible preferred securities of utility issuers will outperform as the market begins to recognise their positive fundamentals and attractive valuations. We see tremendous value in the utility preferred space as many of these securities are not trading on their underlying fundamentals. Further, we believe that President Biden will incentivise renewable energy investments which will result in even better earnings and cash flows for the next several years.

Financial services companies, another large weighting in the portfolio, are well-positioned from a balance sheet standpoint. US banks are strong, well-capitalised, with good liquidity, and bank balance sheets are in the best shape in over 20 years. During the 2008-09 financial crisis, banks were forced to tighten their lending standards because of their weak balance sheets. Insurance companies, regulated by the states where they operate, similarly are well-positioned from a balance sheet standpoint currently. Property and casualty insurance companies are benefiting from increases in premiums paid as these companies have been raising prices owing to several years of higher-than-expected claims. We see value in the financial services sector as the market is not recognising their strong balance sheets.

The portfolio's holdings in the energy sector do not have direct exposure to commodity prices. Energy holdings are midstream companies that transport oil and/or gas on their pipelines. Many of these companies are diversified in different areas of the midstream space such as natural gas pipelines, gasoline pipelines and storage. Overall, the team is confident in the stability of the income in the Fund's midstream names and view the yields offered by these companies as very attractive.

The investment fund option for The Manufacturers Life Insurance Company's variable life insurance product is managed by Manulife Investment Management and Trust Corporation.

The Fund mentioned in this document is specific to variable life insurance contracts and is not considered a mutual fund. Yields depend on interest and foreign exchange rate levels, both of which may fluctuate. Other factors that affect yield include changes in the credit standing of the issuers and changes in the value of the stocks and dividends received. Further, investments of the Fund may provide that their values be determined based on prices or yields of other securities, instruments or foreign currencies, and such provisions may result in negative fluctuations in the value of these investments and, in turn, the Fund's yields. Thus, the performance of the separate account(s) is not guaranteed and the value of the policy could be less than the capital invested. THE VARIABLE LIFE POLICYHOLDER SHALL BEAR ALL INVESTMENT RISKS. Past performance of the Fund is not necessarily indicative of future performance. Yields are not guaranteed.

The information and/or analysis contained in this material have been compiled or arrived at from sources believed to be reliable but The Manufacturers Life Insurance Company ("Manulife Philippines") does not make any representation as to their accuracy, correctness, usefulness or completeness and does not accept liability for any loss arising from the use hereof or the information and/or analysis contained herein. Information about the portfolio's holdings, asset allocation, or country diversification is historical and is not an indication of future portfolio composition, which will vary. Neither Manulife Philippines or its affiliates, nor any of their directors, officers or employees shall assume any liability or responsibility for any direct or indirect loss or damage or any other consequence of any person acting or not acting in reliance on the information contained herein.

The information in this material may contain projections or other forward-looking statements regarding future events, targets, management discipline or other expectations, and is only as current as of the date indicated. There is no assurance that such events will occur, and may be significantly different than that shown here. The information in this material including statements concerning financial market trends, are based on current market conditions, which will fluctuate and may be superseded by subsequent market events or for other reasons. This material was prepared solely for informational purposes and does not constitute a recommendation, professional advice, an offer, solicitation or an invitation by or on behalf of Manulife Philippines to any person to buy or sell any security. This material should not be viewed as a current or past recommendation or a solicitation of an offer to buy or sell any investment products or to adopt any investment strategy. Nothing in this material constitutes investment, legal, accounting or tax advice, or a representation that any investment or strategy is suitable or appropriate to your individual circumstances, or otherwise constitutes a personal recommendation to you. Past performance is not an indication of future results.

Manulife and the block design are registered service marks and trademarks of The Manufacturers Life Insurance Company and used by it and its affiliates including Manulife Financial Corporation.