

Peso Balanced Fund

An investment fund option for variable life insurance products of **The Manufacturers Life Insurance Co., (Phils), Inc.**

Investment Objective

The Fund seeks to achieve long-term capital growth through investments in diversified portfolios of peso-denominated fixed income securities and securities listed on the Philippine Stock Exchange and/or pooled fund/s that invest in these securities and other liquid fixed income instruments. It shall generally maintain a balanced allocation between fixed income and equity investments and may shift asset allocation between the two as risk/reward dynamics warrant but in no case shall the fund's equity or fixed income allocation exceed 70% of its assets.

Fund Information

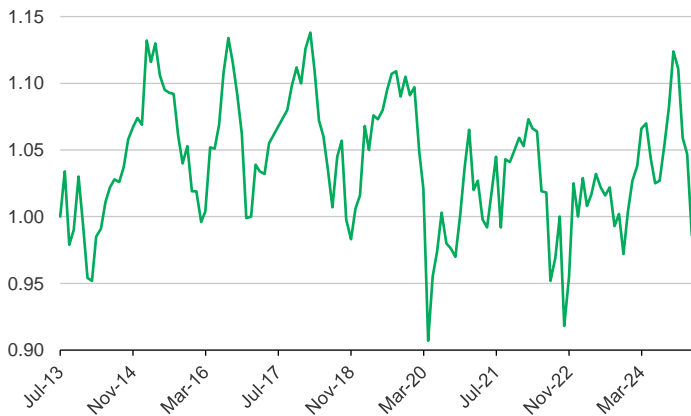
Inception Date July 2013	Fund Size PHP 199.16 million	Fund Currency Philippine peso	Dealing/Valuation Daily
Price (NAV/unit) PHP 0.986	Management Fee 2.00% per annum	Bloomberg Ticker MPPHBAL	

Performance Return (January 31, 2025)

Peso Balanced Fund (net of management fee)	1 Month	YTD	1 Year	3 Years	5 Years	Since Inception
Absolute	-5.83%	-5.83%	-5.01%	-8.11%	-6.01%	-1.40%
Annualized	n.a.	n.a.	-5.01%	-2.78%	-1.23%	-0.12%

Past performance is not an indication of future results. Information about the portfolio's holdings, asset allocation, or country diversification is historical and is not an indication of future portfolio composition, which will vary.

Monthly Net Asset Value per Unit

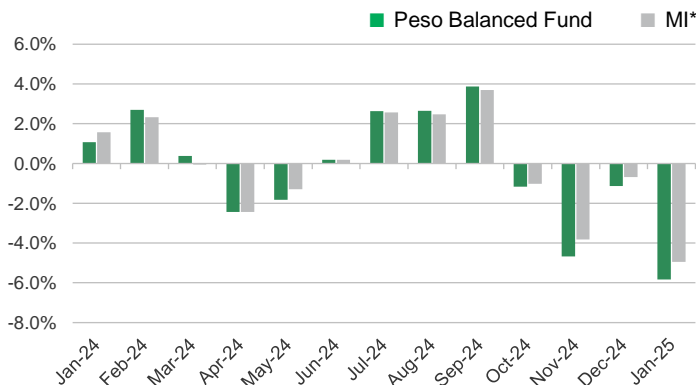


Top Five Holdings

Bond Pool	
Manulife Income Builder Fund Class I	6.24%
FXTN 07/19/31	6.16%
FXTN 02/28/29	6.01%
FXTN 09/15/32	5.86%
FXTN 03/04/27	5.09%
Equity Pool	
SM INVESTMENTS CORPORATION	13.89%
INTERNATIONAL CONTAINER TERMINAL SERVICES INC	10.82%
Manulife Equity Wealth Fund Class I	9.57%
BANK OF THE PHILIPPINE ISLANDS	9.22%
BDO UNIBANK INC	8.95%

*Notes:
FXTN - Fixed Treasury Notes or Peso-denominated debts of the Philippine Government
RTB - Retail Treasury Bonds of the Philippine Government*

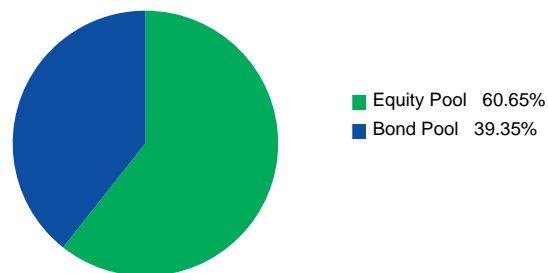
Monthly Performance



* Market Indicator = 50.0% PSEI + 47.5% BBG Philippine Sov Bond Agg Net Tax Formula + 2.5% Philippines 91 Day T-Bill Auction Avg Yield 20% WHT

Portfolio Breakdown

Asset Allocation (at Market Value)



As per the fund's Investment Policy Statement, initial subscriptions are invested in fixed 45% Bond Pool and 55% Equity Pool. The investments in these pools consist of:
-Peso Bond Pool: Peso-denominated bonds of the Republic of the Philippines and term deposits.
-Equity Pool: Various stocks listed on the PSE and term deposits

Peso Balanced Fund

Market Review

In January, the Philippine Stock Exchange Index (PSEi) fell by 10.18%, closing at 5,862.59. This month's decline was part of a downward trend that started in early October, leading to a bear market with a total drop of 22%. The persistent weakness in the Philippine markets is attributed to escalating trade war rhetoric from the U.S. and disappointing private consumption figures affecting fourth-quarter GDP results.

Market weakness in January was further aggravated by index rebalancing flows, as Ayala REIT and China Banking Corporation were added to the index, replacing Nickel Asia Corporation and Wilcon Depot, Inc.

The fourth-quarter Gross Domestic Product grew by 5.2% year-on-year, falling short of the expected 5.6%. The full-year GDP increased by 5.4% year-on-year. The shortfall in fourth-quarter GDP growth was driven by weaker consumer recovery, which grew by only 4.7% year-on-year as compared to 5.2% the prior quarter. However, government spending offset this weakness, growing by 9.7% in the fourth quarter.

In January, the Consumer Price Index rose by 2.9% year-on-year, according to the Philippine Statistics Authority. Price increases were notable in categories such as food, alcoholic beverages, and transportation. The rise in food prices was primarily due to increases in vegetables, meat, and fish, while rice prices declined by 2.3% in January after a 0.8% increase in December.

The yield curve steepened in January as the market anticipates a continuation of rate cuts while remaining defensive given uncertainties over U.S. President Trump's policies. Latest macro data continue to show benign inflation and sluggish growth, which increases the likelihood that the BSP will proceed with a 25bps policy rate cut this week, as expected by the market. January inflation printed at 2.9% YoY, while full-year 2024 GDP growth printed at 5.6%, missing the government's target of 6% to 6.5%.

Short-term yields fell by up to 30bps, pushing bond yields 5 years and shorter below 6%. On the other hand, yields at the long-end rose by 10-20bps, with liquidity thinning out for bonds with maturities beyond 10 years.

Outlook

We remain cautiously optimistic about Philippine equities for the first quarter of 2025 due to a lack of positive catalysts. However, the subdued macroeconomic numbers on GDP may enhance the likelihood of the Bangko Sentral ng Pilipinas considering rate cuts in its upcoming Monetary Board Meeting in February.

Currently, the PSEi is trading at a P/E ratio of around 9.5x. We remain on the cautiously selective on the stocks until more positive catalysts for Philippine equities emerge, possibly in the second half of 2025. Key developments to watch from a top-down perspective include a recovery in domestic demand, potential bank reserve requirement cuts, and stability in the peso exchange rate relative to the U.S. dollar.

Looking ahead, we expect the local bond market to broadly track movements in U.S. Treasuries with some defensiveness from a potential jumbo Retail Treasury Bond issuance in a few weeks. Nevertheless, we maintain a slight positive view over the medium-term with a curve steepening bias. While we expect inflation to remain benign, U.S. President Trump's trade rhetorics will likely keep investors on their toes, adding to risk premium at the long-end.

The investment fund option for The Manufacturers Life Insurance Company's variable life insurance product is managed by Manulife Investment Management and Trust Corporation.

The Fund mentioned in this document is specific to variable life insurance contracts and is not considered a mutual fund. Yields depend on interest and foreign exchange rate levels, both of which may fluctuate. Other factors that affect yield include changes in the credit standing of the issuers and changes in the value of the stocks and dividends received. Further, investments of the Fund may provide that their values be determined based on prices or yields of other securities, instruments or foreign currencies, and such provisions may result in negative fluctuations in the value of these investments and, in turn, the Fund's yields. Thus, the performance of the separate account(s) is not guaranteed and the value of the policy could be less than the capital invested. THE VARIABLE LIFE POLICYHOLDER SHALL BEAR ALL INVESTMENT RISKS. Past performance of the Fund is not necessarily indicative of future performance. Yields are not guaranteed.

The information and/or analysis contained in this material have been compiled or arrived at from sources believed to be reliable but The Manufacturers Life Insurance Co. (Phils.), Inc. ("Manulife Philippines") does not make any representation as to their accuracy, correctness, usefulness or completeness and does not accept liability for any loss arising from the use hereof or the information and/or analysis contained herein. Information about the portfolio's holdings, asset allocation, or country diversification is historical and is not an indication of future portfolio composition, which will vary. Neither Manulife Philippines or its affiliates, nor any of their directors, officers or employees shall assume any liability or responsibility for any direct or indirect loss or damage or any other consequence of any person acting or not acting in reliance on the information contained herein.

The information in this material may contain projections or other forward-looking statements regarding future events, targets, management discipline or other expectations, and is only as current as of the date indicated. There is no assurance that such events will occur, and may be significantly different than that shown here. The information in this material including statements concerning financial market trends, are based on current market conditions, which will fluctuate and may be superseded by subsequent market events or for other reasons. This material was prepared solely for informational purposes and does not constitute a recommendation, professional advice, an offer, solicitation or an invitation by or on behalf of Manulife Philippines to any person to buy or sell any security. This material should not be viewed as a current or past recommendation or a solicitation of an offer to buy or sell any investment products or to adopt any investment strategy. Nothing in this material constitutes investment, legal, accounting or tax advice, or a representation that any investment or strategy is suitable or appropriate to your individual circumstances, or otherwise constitutes a personal recommendation to you. Past performance is not an indication of future results.

Manulife and the block design are registered service marks and trademarks of The Manufacturers Life Insurance Company and used by it and its affiliates including Manulife Financial Corporation.