

# Peso Balanced Fund

An investment fund option for variable life insurance products of **The Manufacturers Life Insurance Co., (Phils), Inc.**

## Investment Objective

The Fund seeks to achieve long-term capital growth through investments in diversified portfolios of peso-denominated fixed income securities and securities listed on the Philippine Stock Exchange and/or pooled fund/s that invest in these securities and other liquid fixed income instruments. It shall generally maintain a balanced allocation between fixed income and equity investments and may shift asset allocation between the two as risk/reward dynamics warrant but in no case shall the fund's equity or fixed income allocation exceed 70% of its assets.

## Fund Information

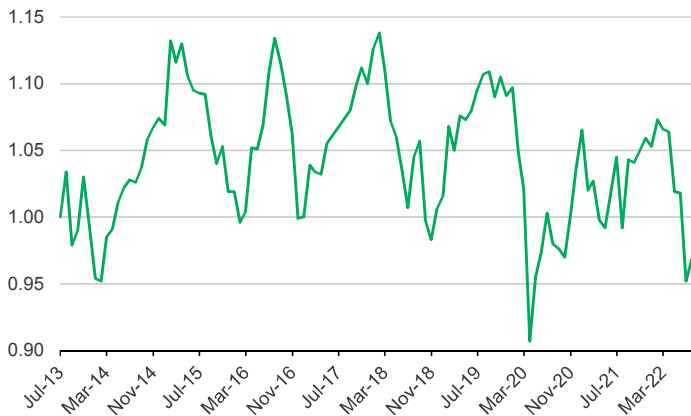
<b>Inception Date</b> July 2013	<b>Fund Size</b> PHP 245.61 million	<b>Fund Currency</b> Philippine peso	<b>Dealing/Valuation</b> Daily
<b>Price (NAV/unit)</b> PHP 0.969	<b>Management Fee</b> 2.00% per annum	<b>Bloomberg Ticker</b> MPPHBAL	

## Performance Return (July 31, 2022)

Peso Balanced Fund (net of management fee)	1 Month	YTD	1 Year	3 Years	5 Years	Since Inception
Absolute	1.79%	-7.98%	-2.32%	-12.47%	-10.69%	-3.10%
Annualized	n.a.	n.a.	-2.32%	-4.34%	-2.24%	-0.35%

Past performance is not an indication of future results. Information about the portfolio's holdings, asset allocation, or country diversification is historical and is not an indication of future portfolio composition, which will vary.

## Monthly Net Asset Value per Unit

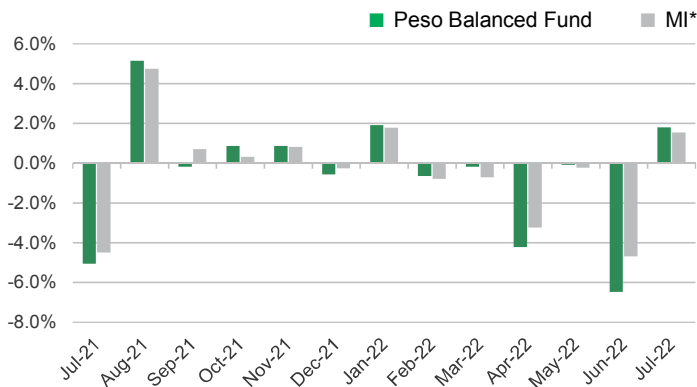


## Top Five Holdings

Bond Pool	
FXTN 08/12/25	14.10%
FXTN 03/09/24	13.99%
FXTN 03/04/27	12.09%
FXTN 09/09/25	7.47%
FXTN 03/12/24	7.20%
Equity Pool	
SM PRIME HOLDINGS INC	10.98%
SM INVESTMENTS CORPORATION	10.72%
Manulife Equity Wealth Fund Class I	9.63%
BANK OF THE PHILIPPINE ISLANDS	7.50%
BDO UNIBANK INC	7.47%

*Notes:*  
 FXTN - Fixed Treasury Notes or Peso-denominated debts of the Philippine Government  
 RTB - Retail Treasury Bonds of the Philippine Government

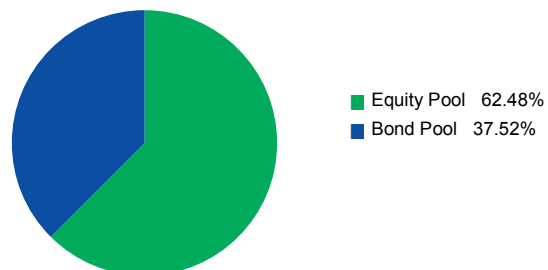
## Monthly Performance



\*Market Indicator = 50.0% PSEi + 5.0% Markit Iboxx ALBI Philippines Liquid + 45.0% Markit Iboxx ALBI Philippines 1-5

## Portfolio Breakdown

### Asset Allocation (at Market Value)



As per the fund's Investment Policy Statement, initial subscriptions are invested in fixed 45% Bond Pool and 55% Equity Pool. The investments in these pools consist of:

-Peso Bond Pool: Peso-denominated bonds of the Republic of the Philippines and term deposits.

-Equity Pool: Various stocks listed on the PSE and term deposits

# Peso Balanced Fund

## Market Review

The Philippine Stock Exchange Index rallied in June, increasing by 2.6% ending the month at 6,315.93. The local equities market rallied in the latter part of the month on the back of investors gaining confidence that the new administration is committed toward the growth of the economy as highlighted in the President Ferdinand Marcos Jr.'s first State of the Nation Address (SONA). Likewise, the Philippine Peso appreciated in the latter part of the month after the surprise rate hike by the Bangko Sentral ng Pilipinas amidst easing global commodity prices.

Inflation remains a key concern for the market and it clocked at 6.4% in July, still higher vs the previous month. However, falling prices of key global commodities such as crude oil, wheat, and building materials could help ease inflation concerns going forward. For example, retail pump prices of gasoline dropped by around 12% in Manila during the month. Note that during the same month, the BSP hiked policy rates by 75bps, a surprise move to contain inflation and defend the currency. The BSP added that they are likely to raise policy rates by another 25 to 50bps in August. Meanwhile, GDP growth in 2Q22 came at only 7.4%, a deceleration compared to 8.2% in the previous quarter. There was a contraction on domestic consumption quarter on quarter driven mostly by higher prices of goods.

The 2Q22 corporate earnings results season concluded in August with the overall earnings growth for the period at 20% year on year. Corporates reported strong topline revenue growth amidst the economy that is practically fully open. The standout sector was consumer discretionary, posting strong topline growth that was able to offset any margin compression. However, there were few sectors that saw margin compression eating into profits such as select consumer staple companies highly dependent on imported raw materials. The shopping mall segment saw a sharp recovery in revenues with mall foot traffic already at pre-pandemic levels. Meanwhile the financial sector reported an acceleration in loan growth, implying potential net interest income acceleration.

Following the Bangko Sentral Ng Pilipinas' off-cycle hike on July 15, the yield curve flattened significantly as the short-end bears the brunt of monetary policy tightening while easing inflation expectations supported sentiment on the intermediate tenors to the long-ends. The improvement in sentiment was reflected in the bond auctions as the Bureau of Treasury was finally able to issue 10y and 13y bonds within or better than secondary market levels and raised additional amounts in the tap facility post-auction. The lack of supply on the long-ends also reinforced demand, with the market rallying significantly on that part of the curve.

## Outlook

We have a positive bias towards Philippine equities given the improving macroeconomic picture. This is reinforced by the positive 2Q22 corporate earnings results that showed sustained domestic consumption recovery from the pandemic. Meanwhile, we are cognizant that the risks are not entirely gone as inflation remains high and central banks are still hiking interest rates albeit at a slower pace. We prefer sectors that benefit on strong domestic consumption such as consumer discretionary and staples. We also favor the financial sector on the back of increasing economic activity that results to an acceleration in loan growth.

Against the backdrop of the improved inflation outlook, we will keep a neutral duration vis-à-vis the benchmark while taking advantage of possible buying opportunities given renewed interest for local bonds.

---

The investment fund option for The Manufacturers Life Insurance Company's variable life insurance product is managed by Manulife Investment Management and Trust Corporation.

The Fund mentioned in this document is specific to variable life insurance contracts and is not considered a mutual fund. Yields depend on interest and foreign exchange rate levels, both of which may fluctuate. Other factors that affect yield include changes in the credit standing of the issuers and changes in the value of the stocks and dividends received. Further, investments of the Fund may provide that their values be determined based on prices or yields of other securities, instruments or foreign currencies, and such provisions may result in negative fluctuations in the value of these investments and, in turn, the Fund's yields. Thus, the performance of the separate account(s) is not guaranteed and the value of the policy could be less than the capital invested. THE VARIABLE LIFE POLICYHOLDER SHALL BEAR ALL INVESTMENT RISKS. Past performance of the Fund is not necessarily indicative of future performance. Yields are not guaranteed.

The information and/or analysis contained in this material have been compiled or arrived at from sources believed to be reliable but The Manufacturers Life Insurance Co. (Phils.), Inc. ("Manulife Philippines") does not make any representation as to their accuracy, correctness, usefulness or completeness and does not accept liability for any loss arising from the use hereof or the information and/or analysis contained herein. Information about the portfolio's holdings, asset allocation, or country diversification is historical and is not an indication of future portfolio composition, which will vary. Neither Manulife Philippines or its affiliates, nor any of their directors, officers or employees shall assume any liability or responsibility for any direct or indirect loss or damage or any other consequence of any person acting or not acting in reliance on the information contained herein.

The information in this material may contain projections or other forward-looking statements regarding future events, targets, management discipline or other expectations, and is only as current as of the date indicated. There is no assurance that such events will occur, and may be significantly different than that shown here. The information in this material including statements concerning financial market trends, are based on current market conditions, which will fluctuate and may be superseded by subsequent market events or for other reasons. This material was prepared solely for informational purposes and does not constitute a recommendation, professional advice, an offer, solicitation or an invitation by or on behalf of Manulife Philippines to any person to buy or sell any security. This material should not be viewed as a current or past recommendation or a solicitation of an offer to buy or sell any investment products or to adopt any investment strategy. Nothing in this material constitutes investment, legal, accounting or tax advice, or a representation that any investment or strategy is suitable or appropriate to your individual circumstances, or otherwise constitutes a personal recommendation to you. Past performance is not an indication of future results.

Manulife and the block design are registered service marks and trademarks of The Manufacturers Life Insurance Company and used by it and its affiliates including Manulife Financial Corporation.