

Peso Balanced Fund

An investment fund option for variable life insurance products of **The Manufacturers Life Insurance Co., (Phils), Inc.**

Investment Objective

The Fund seeks to achieve long-term capital growth through investments in diversified portfolios of peso-denominated fixed income securities and securities listed on the Philippine Stock Exchange and/or pooled fund/s that invest in these securities and other liquid fixed income instruments. It shall generally maintain a balanced allocation between fixed income and equity investments and may shift asset allocation between the two as risk/reward dynamics warrant but in no case shall the fund's equity or fixed income allocation exceed 70% of its assets.

Fund Information

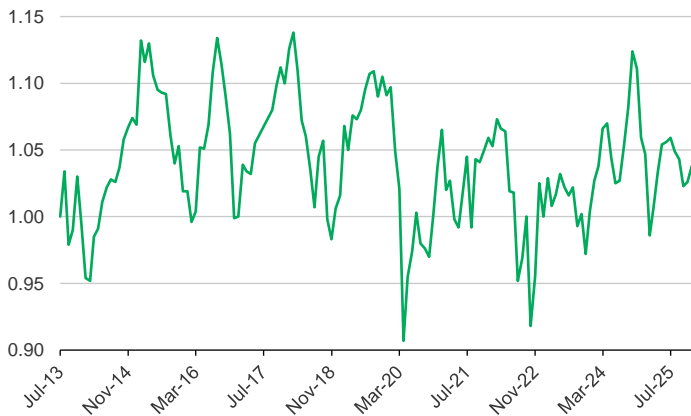
Inception Date July 2013	Fund Size PHP 191.36 million	Fund Currency Philippine peso	Dealing/Valuation Daily
Price (NAV/unit) PHP 1.038	Management Fee 2.00% per annum	Bloomberg Ticker MPPHBAL	

Performance Return (November 30, 2025)

Peso Balanced Fund (net of management fee)	1 Month	YTD	1 Year	3 Years	5 Years	Since Inception
Absolute	1.17%	-0.86%	-1.98%	1.27%	0.10%	3.80%
Annualized	n.a.	n.a.	-1.98%	0.42%	0.02%	0.30%

Past performance is not an indication of future results. Information about the portfolio's holdings, asset allocation, or country diversification is historical and is not an indication of future portfolio composition, which will vary.

Monthly Net Asset Value per Unit

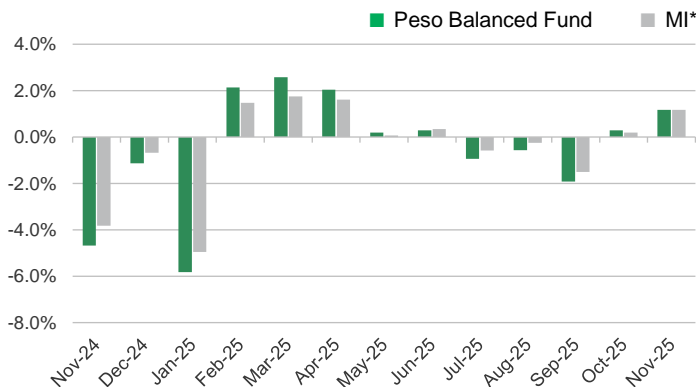


Top Five Holdings

Bond Pool	
FXTN 07/19/31	7.36%
Manulife Income Builder Fund Class I	6.19%
FXTN 09/15/32	5.79%
RTB 08/20/30	5.24%
FXTN 04/28/35	5.19%
Equity Pool	
INTERNATIONAL CONTAINER TERMINAL SERVICES INC	15.55%
SM INVESTMENTS CORPORATION	11.14%
Manulife Equity Wealth Fund Class I	9.90%
BDO UNIBANK INC	8.16%
BANK OF THE PHILIPPINE ISLANDS	8.08%

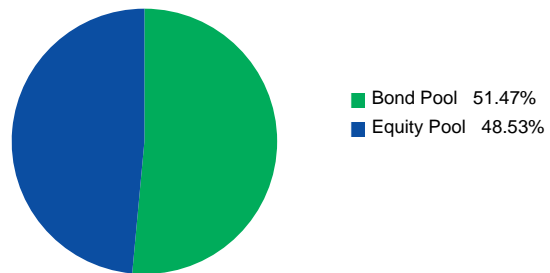
*Notes:
FXTN - Fixed Treasury Notes or Peso-denominated debts of the Philippine Government
RTB - Retail Treasury Bonds of the Philippine Government*

Monthly Performance



Portfolio Breakdown

Asset Allocation (at Market Value)



* Market Indicator = 50.0% PSEI + 47.5% BBG Philippine Sov Bond Agg Net Tax Formula + 2.5% Philippines 91 Day T-Bill Auction Avg Yield 20% WHT

As per the fund's Investment Policy Statement, initial subscriptions are invested in fixed 45% Bond Pool and 55% Equity Pool. The investments in these pools consist of:
-Peso Bond Pool: Peso-denominated bonds of the Republic of the Philippines and term deposits.
-Equity Pool: Various stocks listed on the PSE and term deposits

Peso Balanced Fund

Market Review

In November, the Philippine Stock Exchange Index (PSEi) rose by 1.79% to 6,022, narrowing its year-to-date decline to -4.93%. The market continues to hover near the 6,000 level as investors await significant catalysts, which are unlikely to materialize until after the first quarter of 2026. Meanwhile, third-quarter corporate earnings releases weighed on sentiment as well, with results generally mixed across major sectors as severe weather conditions affected economic activities in the third quarter.

November marked the fifth consecutive month of inflation below 2%, with headline CPI easing to 1.5% year-on-year from 1.7% in October. This was lower than the market estimate of 1.6% and remained comfortably within the Bangko Sentral ng Pilipinas' target range of 1.1% to 1.9%. Lower prices for vegetables, meat, and sugar drove November's inflation lower, as farm supply recovered after recent storms and as logistical / distribution issues eased. These declines offset higher fuel prices and electricity rates.

Local government bonds declined 15-20 basis points across the yield curve as macroeconomic data reinforced the dovish tone of the Bangko Sentral ng Pilipinas. October inflation printed at 1.7%, well below the BSP's 2-4% target range, and in line with their full year forecast for 2025. On the growth side, Q3 GDP came in at 4.0% as against the 5.5%-6.5% target of the Philippine government.

The short to intermediate term bonds (1Y-7Y) led the rally as market players doubled down on rate-cut bets and continued manageable inflation in the medium term. Longer-dated securities lagged with external risks—including global growth uncertainty and geopolitical factors—still priced into that part of the curve.

Outlook

We maintain a defensive stance in portfolio positioning, favoring REITs and other dividend-paying stocks, as muted market performance is expected to persist throughout the remainder of 2025. Additionally, we anticipate that the market may reassess and potentially revise downward its earnings growth projections for the full year of 2026, as the delay in corporate spending and capital expenditures seen later this year may carry over into the next few quarters amid a cautious growth outlook and ongoing spillover from recent political developments.

Finally, we are closely monitoring the possibility of further policy rate cuts, as the BSP seeks to reinforce its accommodative monetary stance considering softer inflation and a potentially weak GDP growth outlook for the fourth quarter of 2025.

While recent developments in US-China trade relations and the Russia-Ukraine peace process have been constructive, progress remains incremental. Nevertheless, we maintain a positive outlook on the local yield curve, supported by stable domestic fundamentals and cautious optimism on global developments.

The investment fund option for The Manufacturers Life Insurance Company's variable life insurance product is managed by Manulife Investment Management and Trust Corporation.

The Fund mentioned in this document is specific to variable life insurance contracts and is not considered a mutual fund. Yields depend on interest and foreign exchange rate levels, both of which may fluctuate. Other factors that affect yield include changes in the credit standing of the issuers and changes in the value of the stocks and dividends received. Further, investments of the Fund may provide that their values be determined based on prices or yields of other securities, instruments or foreign currencies, and such provisions may result in negative fluctuations in the value of these investments and, in turn, the Fund's yields. Thus, the performance of the separate account(s) is not guaranteed and the value of the policy could be less than the capital invested. THE VARIABLE LIFE POLICYHOLDER SHALL BEAR ALL INVESTMENT RISKS. Past performance of the Fund is not necessarily indicative of future performance. Yields are not guaranteed.

The information and/or analysis contained in this material have been compiled or arrived at from sources believed to be reliable but The Manufacturers Life Insurance Co. (Phils.), Inc. ("Manulife Philippines") does not make any representation as to their accuracy, correctness, usefulness or completeness and does not accept liability for any loss arising from the use hereof or the information and/or analysis contained herein. Information about the portfolio's holdings, asset allocation, or country diversification is historical and is not an indication of future portfolio composition, which will vary. Neither Manulife Philippines or its affiliates, nor any of their directors, officers or employees shall assume any liability or responsibility for any direct or indirect loss or damage or any other consequence of any person acting or not acting in reliance on the information contained herein.

The information in this material may contain projections or other forward-looking statements regarding future events, targets, management discipline or other expectations, and is only as current as of the date indicated. There is no assurance that such events will occur, and may be significantly different than that shown here. The information in this material including statements concerning financial market trends, are based on current market conditions, which will fluctuate and may be superseded by subsequent market events or for other reasons. This material was prepared solely for informational purposes and does not constitute a recommendation, professional advice, an offer, solicitation or an invitation by or on behalf of Manulife Philippines to any person to buy or sell any security. This material should not be viewed as a current or past recommendation or a solicitation of an offer to buy or sell any investment products or to adopt any investment strategy. Nothing in this material constitutes investment, legal, accounting or tax advice, or a representation that any investment or strategy is suitable or appropriate to your individual circumstances, or otherwise constitutes a personal recommendation to you. Past performance is not an indication of future results.

Manulife and the block design are registered service marks and trademarks of The Manufacturers Life Insurance Company and used by it and its affiliates including Manulife Financial Corporation.