

# Peso Balanced Fund

An investment fund option for variable life insurance products of **The Manufacturers Life Insurance Co., (Phils), Inc.**

## Investment Objective

The Fund seeks to achieve long-term capital growth through investments in diversified portfolios of peso-denominated fixed income securities and securities listed on the Philippine Stock Exchange and/or pooled fund/s that invest in these securities and other liquid fixed income instruments. It shall generally maintain a balanced allocation between fixed income and equity investments and may shift asset allocation between the two as risk/reward dynamics warrant but in no case shall the fund's equity or fixed income allocation exceed 70% of its assets.

## Fund Information

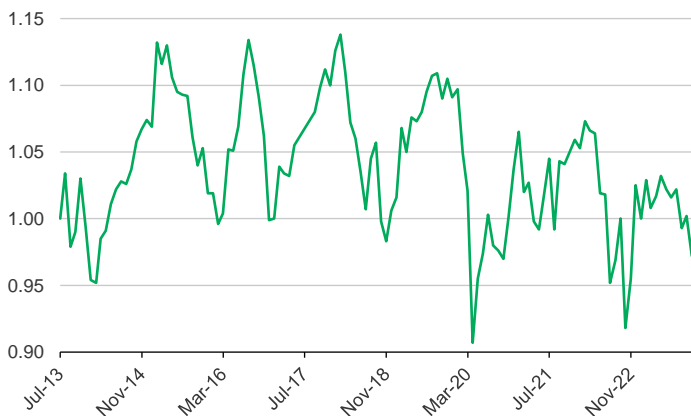
<b>Inception Date</b> July 2013	<b>Fund Size</b> PHP 224.52 million	<b>Fund Currency</b> Philippine peso	<b>Dealing/Valuation</b> Daily
<b>Price (NAV/unit)</b> PHP 0.972	<b>Management Fee</b> 2.00% per annum	<b>Bloomberg Ticker</b> MPPHBAL	

## Performance Return (October 31, 2023)

Peso Balanced Fund (net of management fee)	1 Month	YTD	1 Year	3 Years	5 Years	Since Inception
Absolute	-2.99%	-2.80%	1.78%	-2.90%	-1.12%	-2.80%
Annualized	n.a.	n.a.	1.78%	-0.98%	-0.22%	-0.27%

Past performance is not an indication of future results. Information about the portfolio's holdings, asset allocation, or country diversification is historical and is not an indication of future portfolio composition, which will vary.

## Monthly Net Asset Value per Unit

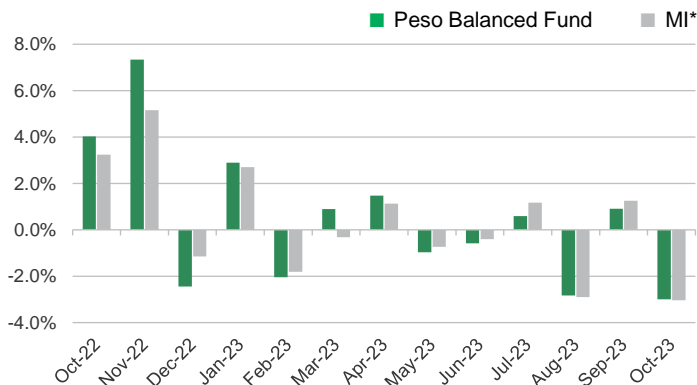


## Top Five Holdings

Bond Pool	
FXTN 03/04/27	13.64%
FXTN 08/12/25	10.40%
FXTN 08/22/28	6.33%
FXTN 09/09/25	6.09%
FXTN 04/08/26	5.92%
Equity Pool	
SM INVESTMENTS CORPORATION	13.89%
SM PRIME HOLDINGS INC	9.91%
Manulife Equity Wealth Fund Class I	9.10%
BDO UNIBANK INC	8.01%
INTERNATIONAL CONTAINER TERMINAL SERVICES INC	6.87%

Notes:  
 FXTN - Fixed Treasury Notes or Peso-denominated debts of the Philippine Government  
 RTB - Retail Treasury Bonds of the Philippine Government

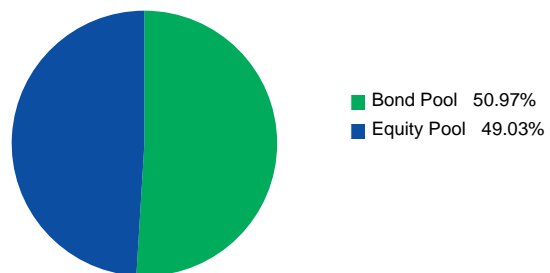
## Monthly Performance



\*Market Indicator = 50.0% PSEI + 5.0% Markit Iboxx ALBI Philippines Liquid + 45.0% Markit Iboxx ALBI Philippines 1-5

## Portfolio Breakdown

### Asset Allocation (at Market Value)



As per the fund's Investment Policy Statement, initial subscriptions are invested in fixed 45% Bond Pool and 55% Equity Pool. The investments in these pools consist of:  
 -Peso Bond Pool: Peso-denominated bonds of the Republic of the Philippines and term deposits.  
 -Equity Pool: Various stocks listed on the PSE and term deposits

# Peso Balanced Fund

## Market Review

The Philippine Stock Equity index (PSEi) year-to-date is down 6.85%, ending at 5,973 level for the month of October. The PSEi broke below the 6,000-level triggered by a disappointing September inflation which was at 6.1%. The Bangko Sentral ng Pilipinas announced an off cycle increase in the policy rate to 6.5% which further added to the weakening investor activity for the month of October. Average daily volumes dropped to USD\$80 million from USD\$130 million in September.

In October, the BSP announced an off-cycle policy 25bps increase in the policy rate to 6.5% on account of the adverse effects of supply side pressures on inflation specifically the impact to food and rice prices. Moving forward, the BSP now expects inflation to remain elevated and stay above its target range of 2-4% before coming back down to target in second half. Governor Remolona further added that potential for another 25bps hike in policy rates is still possible if inflation pressure continues to remain an ongoing risk to the macroeconomy.

Consumer price index for September was at 6.1% much higher than consensus at 5.3%. The main driver for the increase were rice prices which increased by 17% year-on-year. Additionally, President Marcos removed price controls for rice.

Local bond yields surged by around 50bps with the curve flattening in October as inflation fears intensified following the release of September's inflation print. Sell-off in U.S. Treasuries also spilled over to local markets as 10y U.S. yields tested 5% on the back of mostly better-than-expected economic data and elevated inflation in the U.S. Consistent with its hawkish rhetoric in recent months, the Bangko Sentral ng Pilipinas (BSP) delivered a 25bps off-cycle hike late-October as it expects inflation to exceed its 2-4% target for a third straight year in 2024. The hike brought the total cumulative hikes from this tightening cycle to 450bps.

## Outlook

We turn positive for Philippine equities as valuations have now reached attractive levels. We are also optimistic that the pre-emptive 25bps policy rates hike made by the Monetary Board last October 27 is a step in the right direction to contain the adverse effects to the economy caused by rising inflation. Lastly, holiday spending in the fourth quarter along with modest third quarter corporate earnings results continue to underpin our view for an optimistic outlook for equities for the remainder of the year.

Looking ahead, while BSP will likely remain cautious and continue to sound hawkish due to persistent upside inflation risks, we expect the BSP to pause and keep policy rate at 6.5% after October's inflation rate eased to 4.9%. This has been providing much-needed relief to the local bond market and has improved investor sentiment considerably. Given the likelihood for interest rates to stay higher for longer, we expect the local bond market to stay volatile. Nevertheless, current yield levels remain very attractive with our view of slowing inflation and a rate cut in second half of next year.

---

The investment fund option for The Manufacturers Life Insurance Company's variable life insurance product is managed by Manulife Investment Management and Trust Corporation.

The Fund mentioned in this document is specific to variable life insurance contracts and is not considered a mutual fund. Yields depend on interest and foreign exchange rate levels, both of which may fluctuate. Other factors that affect yield include changes in the credit standing of the issuers and changes in the value of the stocks and dividends received. Further, investments of the Fund may provide that their values be determined based on prices or yields of other securities, instruments or foreign currencies, and such provisions may result in negative fluctuations in the value of these investments and, in turn, the Fund's yields. Thus, the performance of the separate account(s) is not guaranteed and the value of the policy could be less than the capital invested. THE VARIABLE LIFE POLICYHOLDER SHALL BEAR ALL INVESTMENT RISKS. Past performance of the Fund is not necessarily indicative of future performance. Yields are not guaranteed.

The information and/or analysis contained in this material have been compiled or arrived at from sources believed to be reliable but The Manufacturers Life Insurance Co. (Phils.), Inc. ("Manulife Philippines") does not make any representation as to their accuracy, correctness, usefulness or completeness and does not accept liability for any loss arising from the use hereof or the information and/or analysis contained herein. Information about the portfolio's holdings, asset allocation, or country diversification is historical and is not an indication of future portfolio composition, which will vary. Neither Manulife Philippines or its affiliates, nor any of their directors, officers or employees shall assume any liability or responsibility for any direct or indirect loss or damage or any other consequence of any person acting or not acting in reliance on the information contained herein.

The information in this material may contain projections or other forward-looking statements regarding future events, targets, management discipline or other expectations, and is only as current as of the date indicated. There is no assurance that such events will occur, and may be significantly different than that shown here. The information in this material including statements concerning financial market trends, are based on current market conditions, which will fluctuate and may be superseded by subsequent market events or for other reasons. This material was prepared solely for informational purposes and does not constitute a recommendation, professional advice, an offer, solicitation or an invitation by or on behalf of Manulife Philippines to any person to buy or sell any security. This material should not be viewed as a current or past recommendation or a solicitation of an offer to buy or sell any investment products or to adopt any investment strategy. Nothing in this material constitutes investment, legal, accounting or tax advice, or a representation that any investment or strategy is suitable or appropriate to your individual circumstances, or otherwise constitutes a personal recommendation to you. Past performance is not an indication of future results.

Manulife and the block design are registered service marks and trademarks of The Manufacturers Life Insurance Company and used by it and its affiliates including Manulife Financial Corporation.