

Peso Balanced Fund

An investment fund option for variable life insurance products of **The Manufacturers Life Insurance Co., (Phils), Inc.**

Investment Objective

The Fund seeks to achieve long-term capital growth through investments in diversified portfolios of peso-denominated fixed income securities and securities listed on the Philippine Stock Exchange and/or pooled fund/s that invest in these securities and other liquid fixed income instruments. It shall generally maintain a balanced allocation between fixed income and equity investments and may shift asset allocation between the two as risk/reward dynamics warrant but in no case shall the fund's equity or fixed income allocation exceed 70% of its assets.

Fund Information

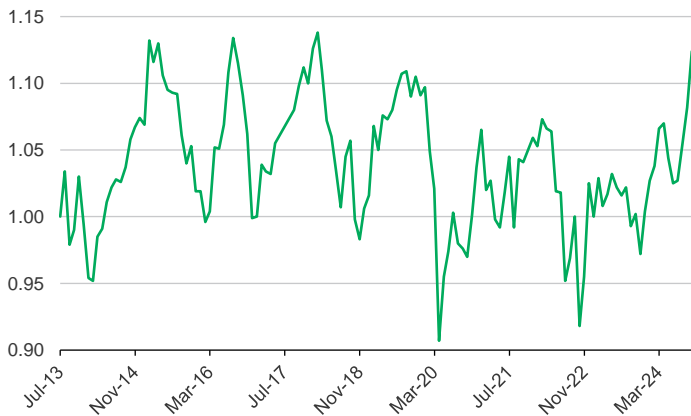
| | | | |
|--------------------------------------|--|---|-----------------------------------|
| Inception Date July 2013 | Fund Size PHP 235.10 million | Fund Currency Philippine peso | Dealing/Valuation Daily |
| Price (NAV/unit) PHP 1.124 | Management Fee 2.00% per annum | Bloomberg Ticker MPPHBAL | |

Performance Return (September 30, 2024)

| Peso Balanced Fund (net of management fee) | 1 Month | YTD | 1 Year | 3 Years | 5 Years | Since Inception |
|---|---------|-------|--------|---------|---------|-----------------|
| Absolute | 3.88% | 9.44% | 12.18% | 7.97% | 3.12% | 12.40% |
| Annualized | n.a. | n.a. | 12.18% | 2.59% | 0.62% | 1.04% |

Past performance is not an indication of future results. Information about the portfolio's holdings, asset allocation, or country diversification is historical and is not an indication of future portfolio composition, which will vary.

Monthly Net Asset Value per Unit

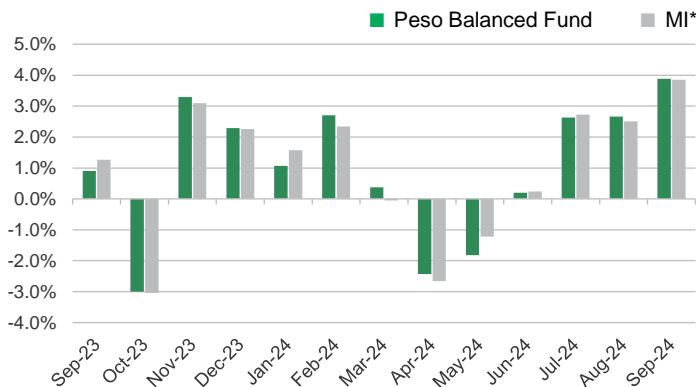


Top Five Holdings

| Bond Pool | |
|---|--------|
| FXTN 07/19/31 | 6.18% |
| Manulife Income Builder Fund Class I | 6.11% |
| FXTN 02/28/29 | 5.98% |
| FXTN 09/15/32 | 5.21% |
| FXTN 03/04/27 | 5.03% |
| Equity Pool | |
| SM INVESTMENTS CORPORATION | 13.94% |
| INTERNATIONAL CONTAINER TERMINAL SERVICES INC | 10.29% |
| Manulife Equity Wealth Fund Class I | 9.44% |
| BDO UNIBANK INC | 8.65% |
| BANK OF THE PHILIPPINE ISLANDS | 8.61% |

Notes:
 FXTN - Fixed Treasury Notes or Peso-denominated debts of the Philippine Government
 RTB - Retail Treasury Bonds of the Philippine Government

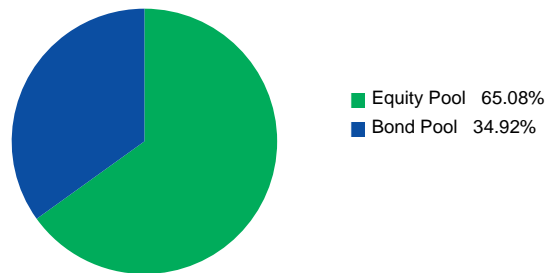
Monthly Performance



* Market Indicator = 50.0% PSEI + 47.5% BBG Philippine Sov Bond Agg Net Tax Formula + 2.5% Philippines 91 Day T-Bill Auction Avg Yield 20% WHT

Portfolio Breakdown

Asset Allocation (at Market Value)



As per the fund's Investment Policy Statement, initial subscriptions are invested in fixed 45% Bond Pool and 55% Equity Pool. The investments in these pools consist of:
 -Peso Bond Pool: Peso-denominated bonds of the Republic of the Philippines and term deposits.
 -Equity Pool: Various stocks listed on the PSE and term deposits

Peso Balanced Fund

Market Review

The Philippine Stock Exchange Index (PSEi) surged by 5.62% in September, closing at 7,272, bringing its year-to-date performance to 15.37%. The PSEi has risen 20%, entering bull market territory, from its June 21 low of 6,158 points. It is now the second-best performing market in ASEAN, just behind Malaysia. This robust rally, extending into the end of the third quarter, was fueled by ongoing disinflation trends locally and monetary policy shifts from both the Bangko Sentral ng Pilipinas (BSP) and the US Federal Reserve. Inflation for September increased by 1.9% year-on-year, the lowest in four years, compared to August's inflation rate of 3.3%. The continued drop in inflation was driven by a decline in food prices, which rose by 1.4% from 4.2% in August. Additionally, rice inflation increased by 5.7% from 14.7% in August.

Local bond yields rallied by 30-50bps in September, led by short- to intermediate-term bonds. The positive sentiment in the local bond market was driven by the Federal Reserve's (Fed) 50bps rate cut and the Bangko Sentral ng Pilipinas' (BSP) announcement of a reduction in the Reserve Requirement Ratio (RRR) for universal and commercial banks from 9.5% to 7% effective October 25. BSP's 250bps RRR cut will release over P300b in additional liquidity to the financial system. Furthermore, the government also reduced the weekly size of bond issuance in 4Q from P30b to P15b, bringing down the total scheduled quarterly bond and bill issuance from P630b in 3Q to P310b in 4Q.

Outlook

Investor focus is expected to remain on the monetary policies of both the Bangko Sentral ng Pilipinas (BSP) and the United States Federal Reserve, as well as the path of further policy rate cuts. Additionally, an easing in reserve requirements for universal and commercial banks by the BSP is expected to further increase risk appetite for local equities. Any further improvement in financial conditions locally, alongside a stable earnings outlook and benign macroeconomic environment, should continue to act as a re-rating catalyst for Philippine equities in the fourth quarter of 2024. While rising geopolitical tensions in the Middle East may cause near-term volatility stock market prices, we view these temporary dips as opportunities to reposition at attractive market valuations of 12x price-to-earnings. Furthermore, we remain optimistic about sectors poised to benefit from lower interest rates, particularly financial, consumer, and industrial stocks.

Looking ahead, we maintain a positive view on the local bond market over the medium term as inflation continues to moderate. September inflation eased to 1.9% due to smaller gains in food prices, with rice inflation easing to 5.7%, the lowest since July last year. Nevertheless, short-term risks on the local market have increased as persistent weakness in U.S. Treasuries ahead of U.S. elections next month spills over to the local market. Moreover, a potential jumbo Retail Treasury Bond issuance in November may also put upward pressure on yields in the near term.

The investment fund option for The Manufacturers Life Insurance Company's variable life insurance product is managed by Manulife Investment Management and Trust Corporation.

The Fund mentioned in this document is specific to variable life insurance contracts and is not considered a mutual fund. Yields depend on interest and foreign exchange rate levels, both of which may fluctuate. Other factors that affect yield include changes in the credit standing of the issuers and changes in the value of the stocks and dividends received. Further, investments of the Fund may provide that their values be determined based on prices or yields of other securities, instruments or foreign currencies, and such provisions may result in negative fluctuations in the value of these investments and, in turn, the Fund's yields. Thus, the performance of the separate account(s) is not guaranteed and the value of the policy could be less than the capital invested. THE VARIABLE LIFE POLICYHOLDER SHALL BEAR ALL INVESTMENT RISKS. Past performance of the Fund is not necessarily indicative of future performance. Yields are not guaranteed.

The information and/or analysis contained in this material have been compiled or arrived at from sources believed to be reliable but The Manufacturers Life Insurance Co. (Phils.), Inc. ("Manulife Philippines") does not make any representation as to their accuracy, correctness, usefulness or completeness and does not accept liability for any loss arising from the use hereof or the information and/or analysis contained herein. Information about the portfolio's holdings, asset allocation, or country diversification is historical and is not an indication of future portfolio composition, which will vary. Neither Manulife Philippines or its affiliates, nor any of their directors, officers or employees shall assume any liability or responsibility for any direct or indirect loss or damage or any other consequence of any person acting or not acting in reliance on the information contained herein.

The information in this material may contain projections or other forward-looking statements regarding future events, targets, management discipline or other expectations, and is only as current as of the date indicated. There is no assurance that such events will occur, and may be significantly different than that shown here. The information in this material including statements concerning financial market trends, are based on current market conditions, which will fluctuate and may be superseded by subsequent market events or for other reasons. This material was prepared solely for informational purposes and does not constitute a recommendation, professional advice, an offer, solicitation or an invitation by or on behalf of Manulife Philippines to any person to buy or sell any security. This material should not be viewed as a current or past recommendation or a solicitation of an offer to buy or sell any investment products or to adopt any investment strategy. Nothing in this material constitutes investment, legal, accounting or tax advice, or a representation that any investment or strategy is suitable or appropriate to your individual circumstances, or otherwise constitutes a personal recommendation to you. Past performance is not an indication of future results.

Manulife and the block design are registered service marks and trademarks of The Manufacturers Life Insurance Company and used by it and its affiliates including Manulife Financial Corporation.