

Peso Balanced Fund

An investment fund option for **Affluence**, **Affluence Gold** and **Affluence Builder** variable life insurance products of **The Manufacturers Life Insurance Co., (Phils), Inc.**

Investment Objective

The Fund seeks to achieve long-term capital growth through investments in diversified portfolios of peso-denominated fixed income securities and securities listed on the Philippine Stock Exchange and/or pooled fund/s that invest in these securities and other liquid fixed income instruments. It shall generally maintain a balanced allocation between fixed income and equity investments and may shift asset allocation between the two as risk/reward dynamics warrant but in no case shall the fund's equity or fixed income allocation exceed 70% of its assets.

Fund Information

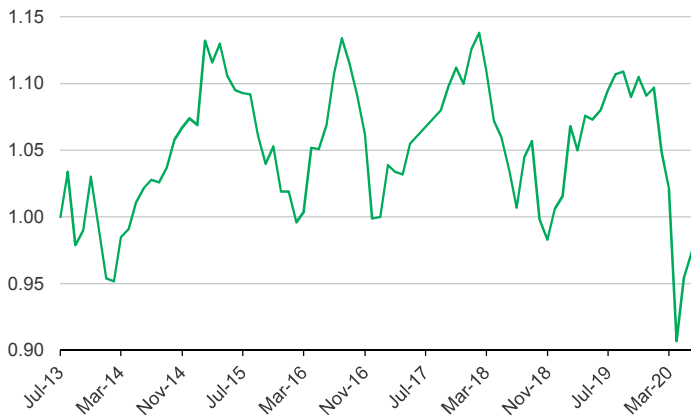
| | | | |
|--------------------------------------|--|---|-----------------------------------|
| Inception Date July 2013 | Fund Size PHP 286.48 million | Fund Currency Philippine peso | Dealing/Valuation Daily |
| Price (NAV/unit) PHP 0.974 | Management Fee 2.00% per annum | Bloomberg Ticker MPPHBAL | |

Performance Return (May 31, 2020)

| Peso Balanced Fund (net of management fee) | 1 Month | YTD | 1 Year | 3 Years | 5 Years | Since Inception |
|---|---------|---------|--------|---------|---------|-----------------|
| Absolute | 1.99% | -11.21% | -9.81% | -8.72% | -11.05% | -2.60% |
| Annualized | n.a. | n.a. | -9.81% | -2.99% | -2.31% | -0.38% |

Past performance is not an indication of future results. Information about the portfolio's holdings, asset allocation, or country diversification is historical and is not an indication of future portfolio composition, which will vary.

Monthly Net Asset Value per Unit

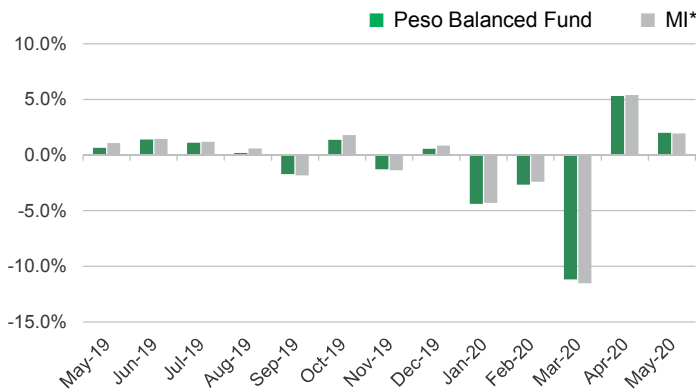


Top Five Holdings

| Bond Pool | | Equity Pool | |
|--------------------------------------|--------|-------------------------------------|--------|
| RTB 12/04/22 | 14.03% | SM INVESTMENTS CORPORATION | 15.78% |
| FXTN 02/11/23 | 14.00% | Manulife Equity Wealth Fund Class I | 11.75% |
| FXTN 03/12/24 | 13.69% | SM PRIME HOLDINGS INC | 9.31% |
| Manulife Income Builder Fund Class I | 5.51% | AYALA LAND INC | 7.43% |
| FXTN 03/08/23 | 5.13% | AYALA CORPORATION | 6.02% |

Notes:
 FXTN - Fixed Treasury Notes or Peso-denominated debts of the Philippine Government
 RTB - Retail Treasury Bonds of the Philippine Government

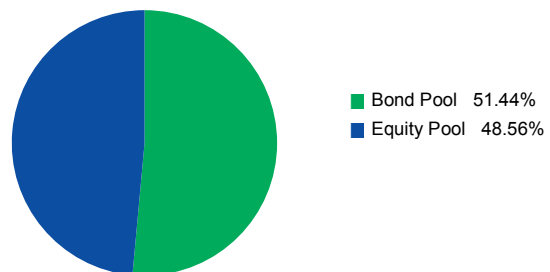
Monthly Performance



*Market Indicator = 50.0% PSEi + 5.0% Markit Iboxx ALBI Philippines Liquid + 45.0% Markit Iboxx ALBI Philippines 1-5

Portfolio Breakdown

Asset Allocation (at Market Value)



As per the fund's Investment Policy Statement, initial subscriptions are invested in fixed 45% Bond Pool and 55% Equity Pool. The investments in these pools consist of:
 -Peso Bond Pool: Peso-denominated bonds of the Republic of the Philippines and term deposits.
 -Equity Pool: Various stocks listed on the PSE and term deposits

Peso Balanced Fund

Market Review

The Philippine stock market index (PSEi) closed at 5,839 in May, up 2.4% for the month. The market trended higher on renewed optimism for the economy with most of the country transitioning to GCQ (General Community Quarantine) by June 1 from MECQ (Modified Enhanced Community Quarantine), which was implemented beginning May 15. Under the GCQ, more sectors and industries will be allowed to reopen as the government looks to revive the economy amid the Covid-19 pandemic. The move to ease restrictions comes despite the resurgence of daily additional cases of COVID-19 since the loosening of the lockdown in mid-May. The country recorded more than 1,000 new cases on May 30, the highest spike in a day so far, despite months in lockdown.

The Philippines recorded its first economic contraction since 1998 with Covid-19 tagged as the main culprit. Philippine GDP shrunk by -0.2% in Q1 as the lockdown that started in March 17 limited economic activity. Meanwhile, the first quarter earnings season is nearing completion where the PSEI has so far posted a 24% decline in earnings. Companies have unanimously guided for a more cautious outlook for the remainder of the year, and are looking to cut capital expenditure plans in the near-term following the impact of COVID-19. Q2 growth figures for both the economy and corporate earnings are widely expected to be worse than Q1 with the bulk of the quarter under lockdown.

The House of Representatives recently approved a P1.3-trillion economic stimulus package that aims to help industries affected by the coronavirus crisis. Under the proposal, Php650 billion will go to the government's flagship infrastructure program for three years beginning 2021. These will involve building new facilities for health, food security and education. Bulk of the remaining budget will be allocated for wage subsidies and loans to support SMEs, as well as job creation support.

The Philippine local bond market performed quite well in May as bond levels have dropped to levels last seen in 2016, reacting to the unprecedented measures taken by the Bangko Sentral ng Pilipinas (BSP) amid the Covid 19 pandemic. Following the total 125bps policy cut since the start of 2020, the BSP reiterated that it is open to additional policy rate cuts, which may already have been partially priced in by current bond levels.

Amid an environment of optimism seen globally as numerous countries are able to contain the spread of Covid 19, the Philippines has transitioned most of the major cities, including the greater Metro Manila, to a more relaxed General Community Quarantine on June 1. However, the underlying risk remains as possible second and third waves of Covid 19 infections have been seen in several countries, most notably in the ASEAN region.

Outlook

Although we believe the initial sell-off that saw the market hitting 4,000 is behind us, we continue to be neutral on the market, as near term risks remain. While most corporates are set to see incremental pick-up in revenues under GCQ, we remain cautious of a possible second wave of infections happening similar to other countries that were able to contain the virus earlier. This could eventually lead to another round of lockdown somewhere in the near-future. Also, we remain wary of further downgrades on 2020 expectations after this quarter's earnings season.

The fund has been gradually positioning back into the market and will continue to prefer accumulating names that have relatively better earnings visibility given the uncertain business environment.

As we move towards a more open environment to help the Philippine economy, the focus will remain on the number of positive Covid 19 cases reported daily and the capability to test a greater portion of the population. As a show of confidence, S&P has affirmed the credit rating of the Philippines at BBB+ (Stable) as they expect the Philippines to make a strong recovery in 2021 following a contraction of 0.2% in 2020. Against this background, we continue to maintain a neutral duration positioning as we wait for more information on the government's borrowing plans for the rest of 2020.

The investment fund option for The Manufacturers Life Insurance Company's variable life insurance product is managed by Manulife Asset Management and Trust Corporation.

The Fund mentioned in this document is specific to variable life insurance contracts and is not considered a mutual fund. Yields depend on interest and foreign exchange rate levels, both of which may fluctuate. Other factors that affect yield include changes in the credit standing of the issuers and changes in the value of the stocks and dividends received. Further, investments of the Fund may provide that their values be determined based on prices or yields of other securities, instruments or foreign currencies, and such provisions may result in negative fluctuations in the value of these investments and, in turn, the Fund's yields. Thus, the performance of the separate account(s) is not guaranteed and the value of the policy could be less than the capital invested. THE VARIABLE LIFE POLICYHOLDER SHALL BEAR ALL INVESTMENT RISKS. Past performance of the Fund is not necessarily indicative of future performance. Yields are not guaranteed.

The information and/or analysis contained in this material have been compiled or arrived at from sources believed to be reliable but The Manufacturers Life Insurance Co. (Phils.), Inc. ("Manulife Philippines") does not make any representation as to their accuracy, correctness, usefulness or completeness and does not accept liability for any loss arising from the use hereof or the information and/or analysis contained herein. Information about the portfolio's holdings, asset allocation, or country diversification is historical and is not an indication of future portfolio composition, which will vary. Neither Manulife Philippines or its affiliates, nor any of their directors, officers or employees shall assume any liability or responsibility for any direct or indirect loss or damage or any other consequence of any person acting or not acting in reliance on the information contained herein.

The information in this material may contain projections or other forward-looking statements regarding future events, targets, management discipline or other expectations, and is only as current as of the date indicated. There is no assurance that such events will occur, and may be significantly different than that shown here. The information in this material including statements concerning financial market trends, are based on current market conditions, which will fluctuate and may be superseded by subsequent market events or for other reasons. This material was prepared solely for informational purposes and does not constitute a recommendation, professional advice, an offer, solicitation or an invitation by or on behalf of Manulife Philippines to any person to buy or sell any security. This material should not be viewed as a current or past recommendation or a solicitation of an offer to buy or sell any investment products or to adopt any investment strategy. Nothing in this material constitutes investment, legal, accounting or tax advice, or a representation that any investment or strategy is suitable or appropriate to your individual circumstances, or otherwise constitutes a personal recommendation to you. Past performance is not an indication of future results.

Manulife and the block design are registered service marks and trademarks of The Manufacturers Life Insurance Company and used by it and its affiliates including Manulife Financial Corporation.