

Peso Dynamic Allocation Fund

An investment fund option for variable life insurance products of **The Manufacturers Life Insurance Co., (Phils), Inc.**

Investment Objective

The Fund seeks to achieve long-term capital growth through investments in diversified portfolios of peso-denominated fixed income securities and securities listed on the Philippine Stock Exchange and/or pooled fund/s that invest in these securities and other liquid fixed income instruments. It shall generally maintain a balanced allocation between fixed income and equity investments and may shift asset allocation between the two as risk/reward dynamics warrant but in no case shall the fund's equity or fixed income allocation exceed 70% of its assets.

Fund Information

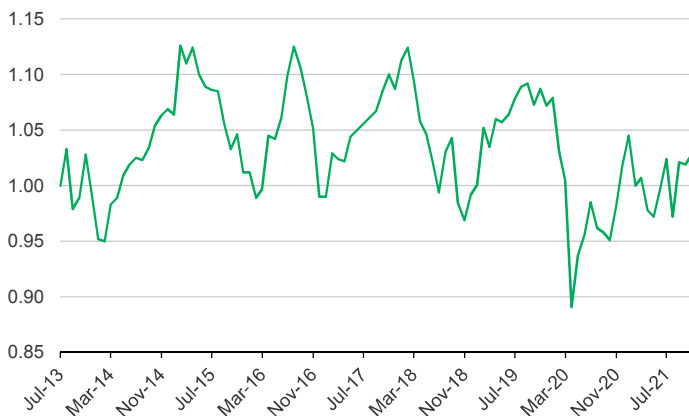
Inception Date July 2013	Fund Size PHP 5.31 billion	Fund Currency Philippine peso	Dealing/Valuation Daily
Price (NAV/unit) PHP 1.028	Management Fee 2.25% per annum	Bloomberg Ticker MPPHDYN	

Performance Return (October 31, 2021)

Peso Dynamic Allocation Fund (net of management fee)	1 Month	YTD	1 Year	3 Years	5 Years	Since Inception
Absolute	0.88%	-1.63%	4.68%	6.09%	-2.28%	2.80%
Annualized	n.a.	n.a.	4.68%	1.99%	-0.46%	0.33%

Past performance is not an indication of future results. Information about the portfolio's holdings, asset allocation, or country diversification is historical and is not an indication of future portfolio composition, which will vary.

Monthly Net Asset Value per Unit

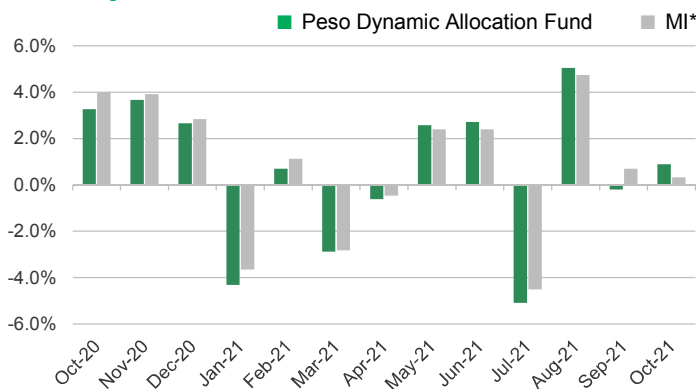


Top Five Holdings

Bond Pool		Equity Pool	
FXTN 03/09/24	14.99%	SM INVESTMENTS CORPORATION	13.11%
FXTN 08/12/25	14.89%	Manulife Equity Wealth Fund Class I	10.12%
FXTN 02/11/23	8.65%	AYALA LAND INC	8.65%
FXTN 09/09/25	8.05%	SM PRIME HOLDINGS INC	8.53%
FXTN 03/12/24	6.30%	AYALA CORPORATION	8.08%

Notes:
FXTN - Fixed Treasury Notes or Peso-denominated debts of the Philippine Government
RTB - Retail Treasury Bonds of the Philippine Government

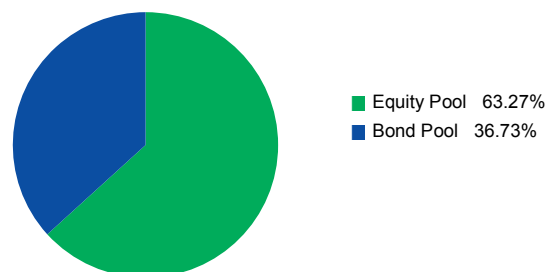
Monthly Performance



*Market Indicator = 50.0% PSEi + 5.0% Markit Iboxx ALBI Philippines Liquid + 45.0% Markit Iboxx ALBI Philippines 1-5

Portfolio Breakdown

Asset Allocation (at Market Value)



As per the fund's Investment Policy Statement, initial subscriptions are invested in fixed 45% Bond Pool and 55% Equity Pool. The investments in these pools consist of:

-Peso Bond Pool: Peso-denominated bonds of the Republic of the Philippines and term deposits.

-Equity Pool: Various stocks listed on the PSE and term deposits

Peso Dynamic Allocation Fund

Market Review

The Philippine market rally continued in October with the PSEi rising 1.5% in the period, closing at 7,055. The market's 13% rally in the last three months brought YTD performance to a positive 0.4%. Continued improvement in vaccination rates and a decline in COVID-19 infections were the main drivers of the most recent move. The financial sector also showed encouraging signs of loan growth, indicating a recovery in economic activity.

Mobility restrictions were eased in Metro Manila last October as the government reduced the Alert Level from 4 to 3. This increases the allowed capacity and operations of establishments such as restaurants and personal care. Social gatherings were also allowed under Alert Level 3, further reopening the economy. In addition, we see sustained improvement in vaccination rate with Metro Manila already at 60% of population. Availability of vaccines also has become less of a concern, prompting the government to open the vaccination to the general population.

Surprising on the upside, the Philippine economy grew by 7.1% in the third quarter, notwithstanding the lockdowns in place for most of the period. The upbeat performance bolstered investors as it showed that economic growth is attainable despite mobility restrictions. In addition, October inflation slowed to 4.6% from September's 4.8% on improved food costs assisted by policy interventions such as an increase in pork imports and reduction in tariffs.

Outlook

Key macroeconomic data also support the view that the country continues to recovery from the pandemic. September industry commercial loan portfolio was up 2.7% YoY, sustaining the improvement seen the prior month. Meanwhile latest data on external trade showed imports and exports growing by 31% and 18% YoY, respectively. OFW remittances were also up by 5% YoY as of August.

The reopening of the economy continues into early November as the government further eased mobility restrictions in the capital. Meanwhile activities related to the upcoming national elections in May 2022 has started to gather steam, potentially boosting spending and corporate earnings. These factors support a positive view on cyclical sectors such as Real Estate, Financials and Consumer.

However, the rise in local bond yields continued as the existing supply risk overshadowed the positive economic data. The Bureau of Treasury (BTr) recently announced a new Retail Treasury Bond (RTB) issuance which was unexpected at this late in the year. Local bond yields trended higher by 20-50bps following the announcement as investors lightened their holdings ahead of the pricing of the new RTB. As we wait for more details on the upcoming RTB, we shifted to a slightly shorter duration vis-a-vis the benchmark to defensively position the portfolios to withstand the higher inflation environment.

The investment fund option for The Manufacturers Life Insurance Company's variable life insurance product is managed by Manulife Asset Management and Trust Corporation.

The Fund mentioned in this document is specific to variable life insurance contracts and is not considered a mutual fund. Yields depend on interest and foreign exchange rate levels, both of which may fluctuate. Other factors that affect yield include changes in the credit standing of the issuers and changes in the value of the stocks and dividends received. Further, investments of the Fund may provide that their values be determined based on prices or yields of other securities, instruments or foreign currencies, and such provisions may result in negative fluctuations in the value of these investments and, in turn, the Fund's yields. Thus, the performance of the separate account(s) is not guaranteed and the value of the policy could be less than the capital invested. THE VARIABLE LIFE POLICYHOLDER SHALL BEAR ALL INVESTMENT RISKS. Past performance of the Fund is not necessarily indicative of future performance. Yields are not guaranteed.

The information and/or analysis contained in this material have been compiled or arrived at from sources believed to be reliable but The Manufacturers Life Insurance Co. (Phils.), Inc. ("Manulife Philippines") does not make any representation as to their accuracy, correctness, usefulness or completeness and does not accept liability for any loss arising from the use hereof or the information and/or analysis contained herein. Information about the portfolio's holdings, asset allocation, or country diversification is historical and is not an indication of future portfolio composition, which will vary. Neither Manulife Philippines or its affiliates, nor any of their directors, officers or employees shall assume any liability or responsibility for any direct or indirect loss or damage or any other consequence of any person acting or not acting in reliance on the information contained herein.

The information in this material may contain projections or other forward-looking statements regarding future events, targets, management discipline or other expectations, and is only as current as of the date indicated. There is no assurance that such events will occur, and may be significantly different than that shown here. The information in this material including statements concerning financial market trends, are based on current market conditions, which will fluctuate and may be superseded by subsequent market events or for other reasons. This material was prepared solely for informational purposes and does not constitute a recommendation, professional advice, an offer, solicitation or an invitation by or on behalf of Manulife Philippines to any person to buy or sell any security. This material should not be viewed as a current or past recommendation or a solicitation of an offer to buy or sell any investment products or to adopt any investment strategy. Nothing in this material constitutes investment, legal, accounting or tax advice, or a representation that any investment or strategy is suitable or appropriate to your individual circumstances, or otherwise constitutes a personal recommendation to you. Past performance is not an indication of future results.

Manulife and the block design are registered service marks and trademarks of The Manufacturers Life Insurance Company and used by it and its affiliates including Manulife Financial Corporation.