

Peso Dynamic Allocation Fund

An investment fund option for variable life insurance products of **The Manufacturers Life Insurance Co., (Phils), Inc.**

Investment Objective

The Fund seeks to achieve long-term capital growth through investments in diversified portfolios of peso-denominated fixed income securities and securities listed on the Philippine Stock Exchange and/or pooled fund/s that invest in these securities and other liquid fixed income instruments. It shall generally maintain a balanced allocation between fixed income and equity investments and may shift asset allocation between the two as risk/reward dynamics warrant but in no case shall the fund's equity or fixed income allocation exceed 70% of its assets.

Fund Information

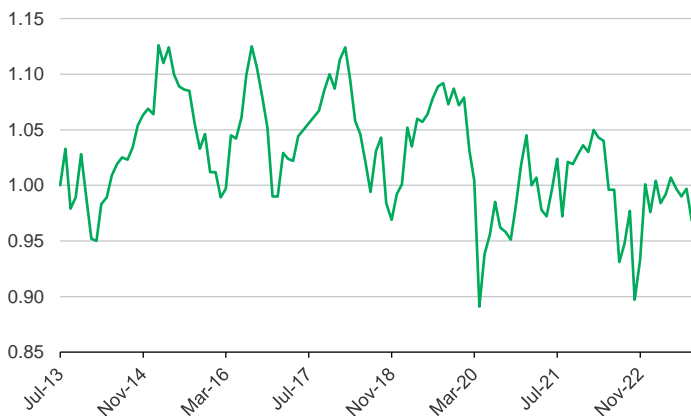
Inception Date July 2013	Fund Size PHP 5.00 billion	Fund Currency Philippine peso	Dealing/Valuation Daily
Price (NAV/unit) PHP 0.968	Management Fee 2.25% per annum	Bloomberg Ticker MPPHDYN	

Performance Return (August 31, 2023)

Peso Dynamic Allocation Fund (net of management fee)	1 Month	YTD	1 Year	3 Years	5 Years	Since Inception
Absolute	-2.91%	-0.82%	-0.92%	1.04%	-7.19%	-3.20%
Annualized	n.a.	n.a.	-0.92%	0.35%	-1.48%	-0.32%

Past performance is not an indication of future results. Information about the portfolio's holdings, asset allocation, or country diversification is historical and is not an indication of future portfolio composition, which will vary.

Monthly Net Asset Value per Unit

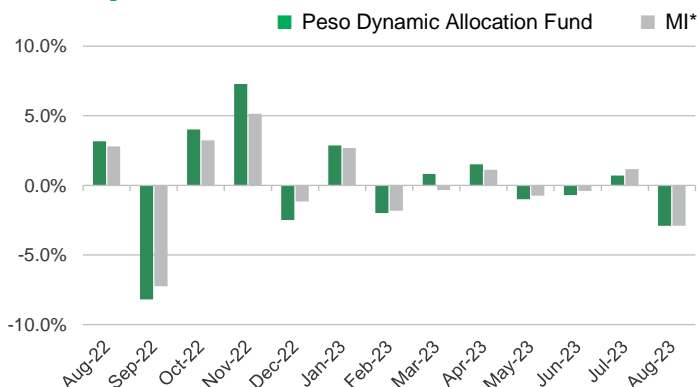


Top Five Holdings

Bond Pool	
FXTN 03/04/27	13.52%
FXTN 08/12/25	11.11%
FXTN 09/09/25	6.73%
FXTN 04/08/26	6.68%
Manulife Income Builder Fund Class I	5.55%
Equity Pool	
SM INVESTMENTS CORPORATION	13.64%
SM PRIME HOLDINGS INC	9.28%
Manulife Equity Wealth Fund Class I	9.12%
BDO UNIBANK INC	8.81%
BANK OF THE PHILIPPINE ISLANDS	7.89%

Notes:
 FXTN - Fixed Treasury Notes or Peso-denominated debts of the Philippine Government
 RTB - Retail Treasury Bonds of the Philippine Government

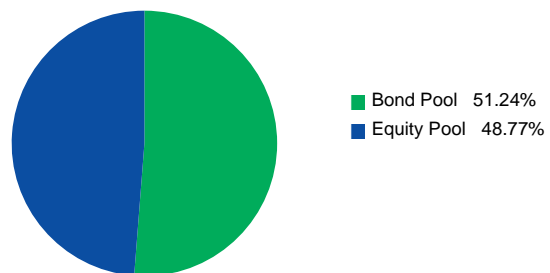
Monthly Performance



*Market Indicator = 50.0% PSEI + 5.0% Markit Iboxx ALBI Philippines Liquid + 45.0% Markit Iboxx ALBI Philippines 1-5

Portfolio Breakdown

Asset Allocation (at Market Value)



As per the fund's Investment Policy Statement, initial subscriptions are invested in fixed 45% Bond Pool and 55% Equity Pool. The investments in these pools consist of:

-Peso Bond Pool: Peso-denominated bonds of the Republic of the Philippines and term deposits.

-Equity Pool: Various stocks listed on the PSE and term deposits

Peso Dynamic Allocation Fund

Market Review

The Philippine Stock Equity index (PSEi) was down 6.3% in August, ending at 6,175 level. The weakness was on account of a disappointing GDP growth for the second quarter of 2023 which stood at 4.3%, well below consensus forecast of 6%. Second quarter GDP was also down vis-à-vis the first quarter GDP growth of 6.4%.

More on local GDP results, consumption expenditure growth stood at 5.5% which is a deceleration from 6.4% in the first quarter of 2023. In addition, most of the disappointment in the GDP results came from both the contraction in government expenditure and private investments which came in at -7.1% and -0.4%, respectively. On the other hand, we saw an improvement in trade deficit with exports grew by 4.1% while import grew by just 0.4% for July. The services sector continues to be the sole contributor to GDP growth on account strong growth from motor vehicle sales, transportation, and discretionary food services.

August consumer price index ("CPI") rose by 5.3% year-on-year, although this is within the Bangko Sentral ng Pilipinas' expectations for the month, this is clearly above consensus forecast of 4.7% and an acceleration from the July CPI of also 4.7%. August CPI shows an increase of 1.1% month-on-month, its highest monthly change since January 2023. The main driver for faster inflation includes rising prices of food specifically rice and transportation.

On local corporate news, the Department of Environment and Natural Resources confirmed that all 22 reclamation projects in the Manila Bay were suspended pending a review of each reclamation project's environmental and area compliance certificates. The DENR suspension came after an announcement made by President Marcos Jr. that all but one reclamation project in Manila Bay would be put under review for any environmental and social impact of these reclamation projects.

The local yield curve steepened in August with yields at the short-ends and belly slightly declining as the disappointing GDP print in the second quarter dampened expectations of another rate hike from the Bangko Sentral ng Pilipinas (BSP) this year. However, the inflation print of 5.3% in August highlighted upside risks to inflation, putting the BSP in a tough position with rate hike bets back on the table. With the latest inflation print, BSP may raise this year's inflation forecast further from the current forecast of 5.6%.

Outlook

We have a positive view on Philippine Equities as the macroeconomic environment continues to improve and as PSEi continues to trade at a very attractive 11x PER valuations. In the near term, we could see share price volatility coming from the weak economic data as an opportunity to accumulate in the equities market. We continue to think that the supply side concerns that is affecting food prices such as rice is transitory in nature and the government are taking steps to cap the increase. This view is consistent with the Bangko Sentral ng Pilipinas' ("BSP") view on inflation which should fall between their target of 2-4% in the next two quarters. Moreover, we think that the BSP under the leadership of its new governor, Mr. Remolona is ready to tighten monetary policy if inflation continues to remain a concern for the remainder of 2023.

Recent developments have made the local bond market more challenging, further delaying the rally we have been anticipating earlier this year. Nevertheless, we still find current bond yields attractive as our expectations of slowing inflation and rate cuts next year remain intact. We will continue to watch out for upside risks to inflation, particularly the potential effects of El Nino and the recent increase in oil prices.

The investment fund option for The Manufacturers Life Insurance Company's variable life insurance product is managed by Manulife Investment Management and Trust Corporation.

The Fund mentioned in this document is specific to variable life insurance contracts and is not considered a mutual fund. Yields depend on interest and foreign exchange rate levels, both of which may fluctuate. Other factors that affect yield include changes in the credit standing of the issuers and changes in the value of the stocks and dividends received. Further, investments of the Fund may provide that their values be determined based on prices or yields of other securities, instruments or foreign currencies, and such provisions may result in negative fluctuations in the value of these investments and, in turn, the Fund's yields. Thus, the performance of the separate account(s) is not guaranteed and the value of the policy could be less than the capital invested. THE VARIABLE LIFE POLICYHOLDER SHALL BEAR ALL INVESTMENT RISKS. Past performance of the Fund is not necessarily indicative of future performance. Yields are not guaranteed.

The information and/or analysis contained in this material have been compiled or arrived at from sources believed to be reliable but The Manufacturers Life Insurance Co. (Phils.), Inc. ("Manulife Philippines") does not make any representation as to their accuracy, correctness, usefulness or completeness and does not accept liability for any loss arising from the use hereof or the information and/or analysis contained herein. Information about the portfolio's holdings, asset allocation, or country diversification is historical and is not an indication of future portfolio composition, which will vary. Neither Manulife Philippines or its affiliates, nor any of their directors, officers or employees shall assume any liability or responsibility for any direct or indirect loss or damage or any other consequence of any person acting or not acting in reliance on the information contained herein.

The information in this material may contain projections or other forward-looking statements regarding future events, targets, management discipline or other expectations, and is only as current as of the date indicated. There is no assurance that such events will occur, and may be significantly different than that shown here. The information in this material including statements concerning financial market trends, are based on current market conditions, which will fluctuate and may be superseded by subsequent market events or for other reasons. This material was prepared solely for informational purposes and does not constitute a recommendation, professional advice, an offer, solicitation or an invitation by or on behalf of Manulife Philippines to any person to buy or sell any security. This material should not be viewed as a current or past recommendation or a solicitation of an offer to buy or sell any investment products or to adopt any investment strategy. Nothing in this material constitutes investment, legal, accounting or tax advice, or a representation that any investment or strategy is suitable or appropriate to your individual circumstances, or otherwise constitutes a personal recommendation to you. Past performance is not an indication of future results.

Manulife and the block design are registered service marks and trademarks of The Manufacturers Life Insurance Company and used by it and its affiliates including Manulife Financial Corporation.