

# Peso Dynamic Allocation Fund

An investment fund option for variable life insurance products of **The Manufacturers Life Insurance Co., (Phils), Inc.**

## Investment Objective

The Fund seeks to achieve long-term capital growth through investments in diversified portfolios of peso-denominated fixed income securities and securities listed on the Philippine Stock Exchange and/or pooled fund/s that invest in these securities and other liquid fixed income instruments. It shall generally maintain a balanced allocation between fixed income and equity investments and may shift asset allocation between the two as risk/reward dynamics warrant but in no case shall the fund's equity or fixed income allocation exceed 70% of its assets.

## Fund Information

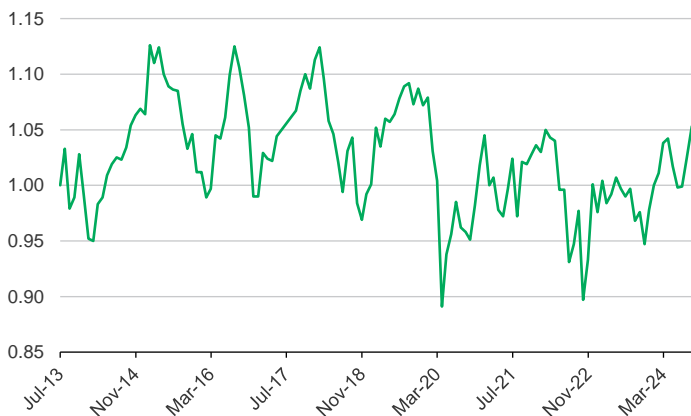
<b>Inception Date</b> July 2013	<b>Fund Size</b> PHP 5.16 billion	<b>Fund Currency</b> Philippine peso	<b>Dealing/Valuation</b> Daily
<b>Price (NAV/unit)</b> PHP 1.053	<b>Management Fee</b> 2.25% per annum	<b>Bloomberg Ticker</b> MPPHDYN	

## Performance Return (August 31, 2024)

Peso Dynamic Allocation Fund (net of management fee)	1 Month	YTD	1 Year	3 Years	5 Years	Since Inception
Absolute	2.73%	5.30%	8.78%	3.13%	-3.57%	5.30%
Annualized	n.a.	n.a.	8.78%	1.03%	-0.72%	0.46%

Past performance is not an indication of future results. Information about the portfolio's holdings, asset allocation, or country diversification is historical and is not an indication of future portfolio composition, which will vary.

## Monthly Net Asset Value per Unit

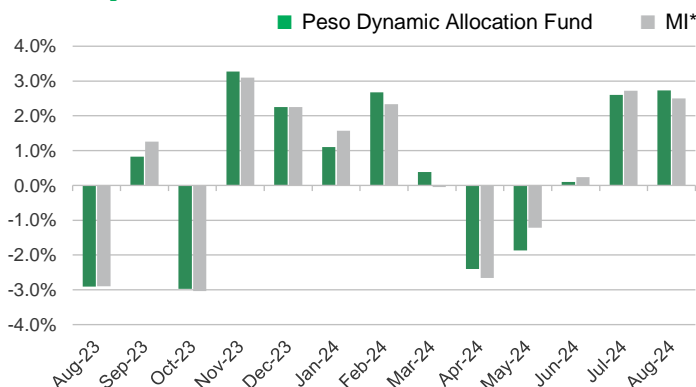


## Top Five Holdings

Bond Pool	
Manulife Income Builder Fund Class I	5.97%
FXTN 02/28/29	5.85%
FXTN 09/15/32	5.07%
FXTN 03/04/27	4.95%
FXTN 07/19/31	4.82%
Equity Pool	
SM INVESTMENTS CORPORATION	13.51%
INTERNATIONAL CONTAINER TERMINAL SERVICES INC	10.57%
Manulife Equity Wealth Fund Class I	9.37%
BDO UNIBANK INC	8.76%
BANK OF THE PHILIPPINE ISLANDS	8.28%

Notes:  
 FXTN - Fixed Treasury Notes or Peso-denominated debts of the Philippine Government  
 RTB - Retail Treasury Bonds of the Philippine Government

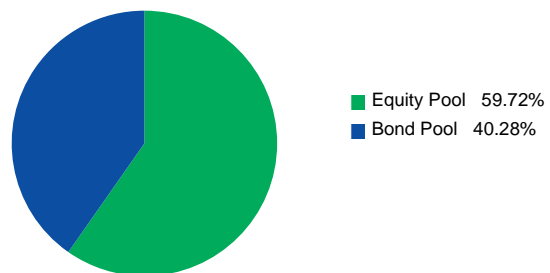
## Monthly Performance



\* Market Indicator = 50.0% PSEI + 47.5% BBG Philippine Sov Bond Agg Net Tax Formula + 2.5% Philippines 91 Day T-Bill Auction Avg Yield 20% WHT

## Portfolio Breakdown

### Asset Allocation (at Market Value)



As per the fund's Investment Policy Statement, initial subscriptions are invested in fixed 45% Bond Pool and 55% Equity Pool. The investments in these pools consist of:  
 -Peso Bond Pool: Peso-denominated bonds of the Republic of the Philippines and term deposits.  
 -Equity Pool: Various stocks listed on the PSE and term deposits

# Peso Dynamic Allocation Fund

## Market Review

The Philippine Stock Exchange Index (PSEi) gained 4.48% in August, closing at 6,897.54. This positive performance for the market was accounted for by the Bangko Sentral ng Pilipinas' decision cut policy rates by 25bps from 6.5% to 6.25%. Also, the positive market performance was further supported by increasing expectations that the US Federal Reserve may be closer to reducing their policy rate as early as fourth quarter of 2024.

Inflation decreased to 3.3% for the month of August on account of lower food prices. The August inflation figures was lower than forecast of 3.6%, and lower than 4.4% in July. The August inflation print is supportive of lower inflation in the coming months. The National Economic and Development Authority (NEDA) said that easing inflation is consistent with other ASEAN countries and will support growth in household consumption especially in low-income households.

Gross Domestic Product growth for second quarter increased to 6.3% year-on-year, faster than 5.3% registered in the first quarter following a strong rebound in government spending of 10.7% and capital formation of 11.5%. Private consumption growth remained steady at 4.6%.

The local bond market held on to gains as expectations on easing inflation and monetary policy remain intact. Indeed, the Bangko Sentral ng Pilipinas (BSP) proceeded with its planned 25bps rate cut mid-August despite the uptick of local inflation in July. Similarly, the U.S. bond market remained strong with U.S. 10-year yields staying below 4% and the market pricing in up to 100bps of total rate cuts from the Federal Reserve this year.

## Outlook

We are positive Philippine equities as macroeconomic tailwinds from strong peso and lower oil prices contribute to both falling inflation and improvement in household spending for the fourth quarter of 2024. We expect that the BSP may have room to cut rates one more time in the latter part of 2024 if inflation continues its downward path. From an ASEAN perspective, we think the focus for investors will shift to countries that will continue to benefit from a falling interest rate environment of which Philippines can be a main beneficiary. Despite the recent rally, we think that there is still upside to the market as valuations continue to remain attractive at 10.5x price to earnings vis-à-vis long-term average of 15x.

Looking ahead, we maintain a positive view on the local bond market, especially as the uptick in July inflation proved to be temporary. August inflation eased to 3.3% due to slower increase in food prices and decline in transport costs. With the likelihood of a reserve requirement ratio and another policy rate cut this year, we can expect interest rates to decline further and market retracements to be shallow.

---

The investment fund option for The Manufacturers Life Insurance Company's variable life insurance product is managed by Manulife Investment Management and Trust Corporation.

The Fund mentioned in this document is specific to variable life insurance contracts and is not considered a mutual fund. Yields depend on interest and foreign exchange rate levels, both of which may fluctuate. Other factors that affect yield include changes in the credit standing of the issuers and changes in the value of the stocks and dividends received. Further, investments of the Fund may provide that their values be determined based on prices or yields of other securities, instruments or foreign currencies, and such provisions may result in negative fluctuations in the value of these investments and, in turn, the Fund's yields. Thus, the performance of the separate account(s) is not guaranteed and the value of the policy could be less than the capital invested. THE VARIABLE LIFE POLICYHOLDER SHALL BEAR ALL INVESTMENT RISKS. Past performance of the Fund is not necessarily indicative of future performance. Yields are not guaranteed.

The information and/or analysis contained in this material have been compiled or arrived at from sources believed to be reliable but The Manufacturers Life Insurance Co. (Phils.), Inc. ("Manulife Philippines") does not make any representation as to their accuracy, correctness, usefulness or completeness and does not accept liability for any loss arising from the use hereof or the information and/or analysis contained herein. Information about the portfolio's holdings, asset allocation, or country diversification is historical and is not an indication of future portfolio composition, which will vary. Neither Manulife Philippines or its affiliates, nor any of their directors, officers or employees shall assume any liability or responsibility for any direct or indirect loss or damage or any other consequence of any person acting or not acting in reliance on the information contained herein.

The information in this material may contain projections or other forward-looking statements regarding future events, targets, management discipline or other expectations, and is only as current as of the date indicated. There is no assurance that such events will occur, and may be significantly different than that shown here. The information in this material including statements concerning financial market trends, are based on current market conditions, which will fluctuate and may be superseded by subsequent market events or for other reasons. This material was prepared solely for informational purposes and does not constitute a recommendation, professional advice, an offer, solicitation or an invitation by or on behalf of Manulife Philippines to any person to buy or sell any security. This material should not be viewed as a current or past recommendation or a solicitation of an offer to buy or sell any investment products or to adopt any investment strategy. Nothing in this material constitutes investment, legal, accounting or tax advice, or a representation that any investment or strategy is suitable or appropriate to your individual circumstances, or otherwise constitutes a personal recommendation to you. Past performance is not an indication of future results.

Manulife and the block design are registered service marks and trademarks of The Manufacturers Life Insurance Company and used by it and its affiliates including Manulife Financial Corporation.