

Peso Dynamic Allocation Fund

An investment fund option for variable life insurance products of **The Manufacturers Life Insurance Co., (Phils), Inc.**

Investment Objective

The Fund seeks to achieve long-term capital growth through investments in diversified portfolios of peso-denominated fixed income securities and securities listed on the Philippine Stock Exchange and/or pooled fund/s that invest in these securities and other liquid fixed income instruments. It shall generally maintain a balanced allocation between fixed income and equity investments and may shift asset allocation between the two as risk/reward dynamics warrant but in no case shall the fund's equity or fixed income allocation exceed 70% of its assets.

Fund Information

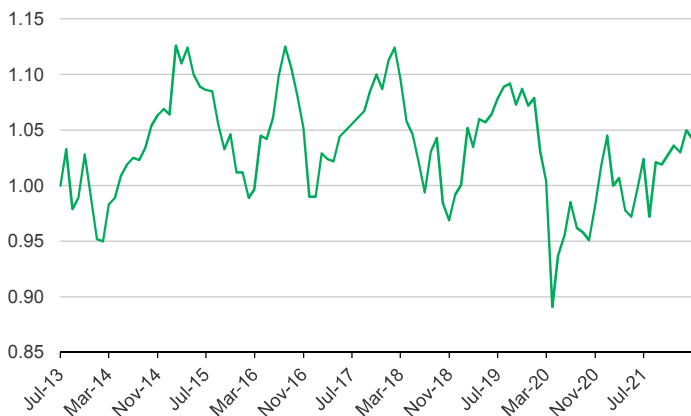
Inception Date July 2013	Fund Size PHP 5.42 billion	Fund Currency Philippine peso	Dealing/Valuation Daily
Price (NAV/unit) PHP 1.043	Management Fee 2.25% per annum	Bloomberg Ticker MPPHDYN	

Performance Return (February 28, 2022)

Peso Dynamic Allocation Fund (net of management fee)	1 Month	YTD	1 Year	3 Years	5 Years	Since Inception
Absolute	-0.67%	1.26%	3.57%	0.77%	1.86%	4.30%
Annualized	n.a.	n.a.	3.57%	0.26%	0.37%	0.49%

Past performance is not an indication of future results. Information about the portfolio's holdings, asset allocation, or country diversification is historical and is not an indication of future portfolio composition, which will vary.

Monthly Net Asset Value per Unit

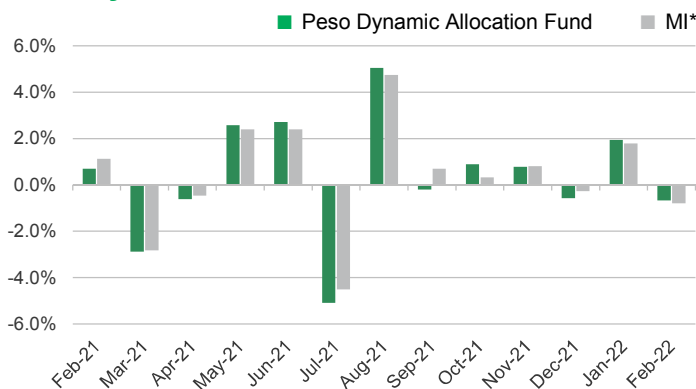


Top Five Holdings

Bond Pool		Equity Pool	
FXTN 03/09/24	15.59%	SM PRIME HOLDINGS	
FXTN 08/12/25	14.49%	INC	10.62%
FXTN 09/09/25	7.87%	SM INVESTMENTS	
FXTN 03/12/24	7.07%	CORPORATION	10.33%
Manulife Income Builder		Manulife Equity Wealth	
Fund Class I	5.87%	Fund Class I	9.93%
		AYALA LAND INC	7.78%
		BANK OF THE	
		PHILIPPINE ISLANDS	7.04%

Notes:
 FXTN - Fixed Treasury Notes or Peso-denominated debts of the Philippine Government
 RTB - Retail Treasury Bonds of the Philippine Government

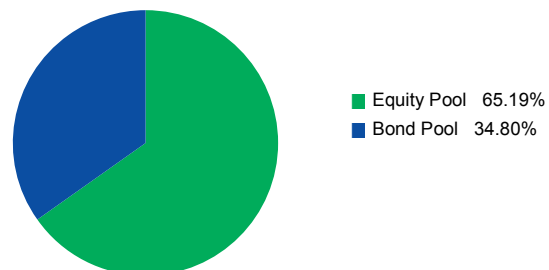
Monthly Performance



*Market Indicator = 50.0% PSEi + 5.0% Markit Iboxx ALBI Philippines Liquid + 45.0% Markit Iboxx ALBI Philippines 1-5

Portfolio Breakdown

Asset Allocation (at Market Value)



As per the fund's Investment Policy Statement, initial subscriptions are invested in fixed 45% Bond Pool and 55% Equity Pool. The investments in these pools consist of:

-Peso Bond Pool: Peso-denominated bonds of the Republic of the Philippines and term deposits.

-Equity Pool: Various stocks listed on the PSE and term deposits

Peso Dynamic Allocation Fund

Market Review

For the month of February, the Philippine market was down by 0.7% to close at 7,311. The equities market turned weaker at the latter part of the month due to rising geopolitical risks in Europe. The rise in commodity prices, especially crude oil, is putting upward risk on inflation and pressure on equity markets in general. This has offset the gains in the earlier part of the month that was driven by the reopening of the economy.

There was a sustained progress in reopening of the economy in February as Metro Manila was placed under Alert Level 2, one notch lower from the prior month. In addition to this, the government further reduced restriction for March. Daily COVID-19 cases continued to decline into the month of February, with the country's positivity rate declining to around 5%. It also helped that vaccination rate has already reached 60% of population as of end of the month. In addition, the country is opening the tourism sector as the government removed quarantine requirements for inbound arrivals.

Meanwhile, the macroeconomic backdrop in the Philippines remains supportive of the economic recovery of the country. Industry commercial loans as of January grew by 8.5% YoY, an acceleration compared to just 4.8% YoY growth observed in December. At the same time 4Q21 earnings results from property and consumer discretionary firms are encouraging, posting significant improvement when the economy opened in November and December 2021. For example, Jollibee reported 4Q21 system wide sales up 25% YoY in 4Q21. To add, SM Prime the county's largest shopping mall operator, grew mall revenues by 52% QoQ in the same period.

While local inflation continued to moderate in February at 3% from January's 3.2%, inflation expectations moving forward will most likely be elevated due to higher global oil prices because of the Russia – Ukraine conflict. In addition to the global geo-political concerns, the local bond market reacted to the large supply stemming from the newly issued 5 year Retail Treasury Bond (RTB), causing an average 60bps uptick in bond yields for the month of February. Investors are currently digesting the additional supply of PHP457.8Bn of the new RTB and should keep investor sentiment cautious in the coming weeks.

Outlook

We continue to be positive on Philippines Equities as reopening of the economy remains underway. Metro Manila is placed under the lowest restriction level which is Alert Level 1 at the start of March, paving the way to bring capacity back to 100%. At the same time, vaccination rate has reached over 60% of the population and there is ample supply of vaccine for booster shots with over 96m doses available for use. In addition, the upcoming election would provide a boost to corporate earnings from the campaign spending. However, there are also headwinds on the rising tension in Europe that is pushing commodity prices higher. The sharp rise in crude oil together with other energy linked and soft commodity prices could push up inflation and dampen growth prospects from the reopening in the near term.

Notwithstanding the current elevated inflation environment, we expect the Bangko Sentral ng Pilipinas (BSP) to keep an accommodative policy stance for the first half of 2022 to support the Philippine's economic recovery. We expect the Philippine economic engine to ramp up this year, with GDP averaging at least 7% as the country's vaccine inoculation continue to improve. We will continue to monitor local developments on the supply risk and inflation in addition to the developments on the Russia and Ukraine war. Against this backdrop, we will keep a neutral duration positioning for the local fixed income portfolios and opportunistically increase our position on select securities.

The investment fund option for The Manufacturers Life Insurance Company's variable life insurance product is managed by Manulife Asset Management and Trust Corporation.

The Fund mentioned in this document is specific to variable life insurance contracts and is not considered a mutual fund. Yields depend on interest and foreign exchange rate levels, both of which may fluctuate. Other factors that affect yield include changes in the credit standing of the issuers and changes in the value of the stocks and dividends received. Further, investments of the Fund may provide that their values be determined based on prices or yields of other securities, instruments or foreign currencies, and such provisions may result in negative fluctuations in the value of these investments and, in turn, the Fund's yields. Thus, the performance of the separate account(s) is not guaranteed and the value of the policy could be less than the capital invested. THE VARIABLE LIFE POLICYHOLDER SHALL BEAR ALL INVESTMENT RISKS. Past performance of the Fund is not necessarily indicative of future performance. Yields are not guaranteed.

The information and/or analysis contained in this material have been compiled or arrived at from sources believed to be reliable but The Manufacturers Life Insurance Co. (Phils.), Inc. ("Manulife Philippines") does not make any representation as to their accuracy, correctness, usefulness or completeness and does not accept liability for any loss arising from the use hereof or the information and/or analysis contained herein. Information about the portfolio's holdings, asset allocation, or country diversification is historical and is not an indication of future portfolio composition, which will vary. Neither Manulife Philippines or its affiliates, nor any of their directors, officers or employees shall assume any liability or responsibility for any direct or indirect loss or damage or any other consequence of any person acting or not acting in reliance on the information contained herein.

The information in this material may contain projections or other forward-looking statements regarding future events, targets, management discipline or other expectations, and is only as current as of the date indicated. There is no assurance that such events will occur, and may be significantly different than that shown here. The information in this material including statements concerning financial market trends, are based on current market conditions, which will fluctuate and may be superseded by subsequent market events or for other reasons. This material was prepared solely for informational purposes and does not constitute a recommendation, professional advice, an offer, solicitation or an invitation by or on behalf of Manulife Philippines to any person to buy or sell any security. This material should not be viewed as a current or past recommendation or a solicitation of an offer to buy or sell any investment products or to adopt any investment strategy. Nothing in this material constitutes investment, legal, accounting or tax advice, or a representation that any investment or strategy is suitable or appropriate to your individual circumstances, or otherwise constitutes a personal recommendation to you. Past performance is not an indication of future results.

Manulife and the block design are registered service marks and trademarks of The Manufacturers Life Insurance Company and used by it and its affiliates including Manulife Financial Corporation.