

Peso Dynamic Allocation Fund

An investment fund option for variable life insurance products of **The Manufacturers Life Insurance Co., (Phils), Inc.**

Investment Objective

The Fund seeks to achieve long-term capital growth through investments in diversified portfolios of peso-denominated fixed income securities and securities listed on the Philippine Stock Exchange and/or pooled fund/s that invest in these securities and other liquid fixed income instruments. It shall generally maintain a balanced allocation between fixed income and equity investments and may shift asset allocation between the two as risk/reward dynamics warrant but in no case shall the fund's equity or fixed income allocation exceed 70% of its assets.

Fund Information

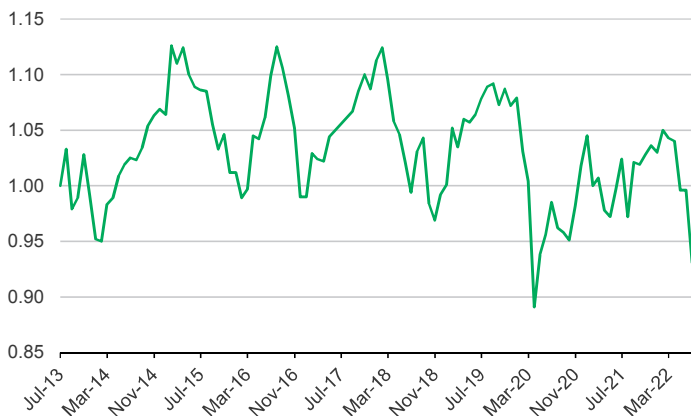
Inception Date July 2013	Fund Size PHP 4.83 billion	Fund Currency Philippine peso	Dealing/Valuation Daily
Price (NAV/unit) PHP 0.931	Management Fee 2.25% per annum	Bloomberg Ticker MPPHDYN	

Performance Return (June 30, 2022)

Peso Dynamic Allocation Fund (net of management fee)	1 Month	YTD	1 Year	3 Years	5 Years	Since Inception
Absolute	-6.53%	-9.61%	-9.08%	-13.64%	-12.00%	-6.90%
Annualized	n.a.	n.a.	-9.08%	-4.77%	-2.53%	-0.79%

Past performance is not an indication of future results. Information about the portfolio's holdings, asset allocation, or country diversification is historical and is not an indication of future portfolio composition, which will vary.

Monthly Net Asset Value per Unit

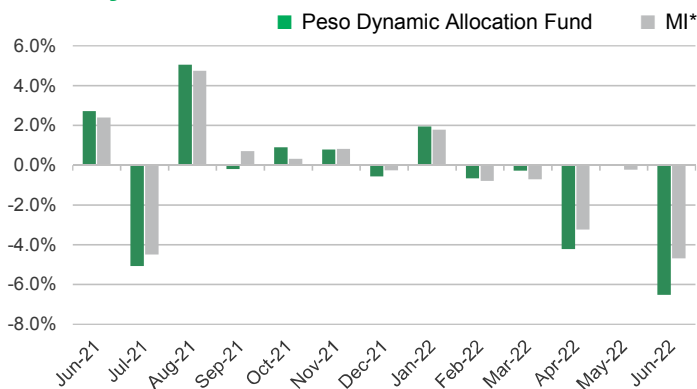


Top Five Holdings

Bond Pool	
FXTN 03/09/24	14.80%
FXTN 08/12/25	14.07%
FXTN 03/04/27	8.60%
FXTN 09/09/25	7.47%
FXTN 03/12/24	7.31%
Equity Pool	
SM PRIME HOLDINGS INC	11.81%
SM INVESTMENTS CORPORATION	11.09%
Manulife Equity Wealth Fund Class I	9.71%
BANK OF THE PHILIPPINE ISLANDS	7.06%
BDO UNIBANK INC	7.03%

*Notes:
FXTN - Fixed Treasury Notes or Peso-denominated debts of the Philippine Government
RTB - Retail Treasury Bonds of the Philippine Government*

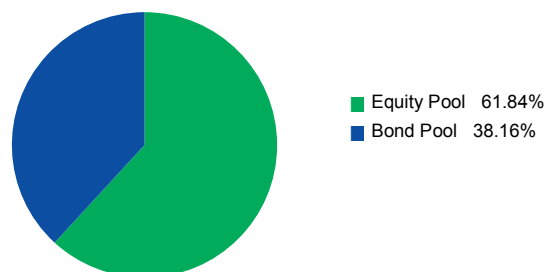
Monthly Performance



*Market Indicator = 50.0% PSEi + 5.0% Markit Iboxx ALBI Philippines Liquid + 45.0% Markit Iboxx ALBI Philippines 1-5

Portfolio Breakdown

Asset Allocation (at Market Value)



As per the fund's Investment Policy Statement, initial subscriptions are invested in fixed 45% Bond Pool and 55% Equity Pool. The investments in these pools consist of:
-Peso Bond Pool: Peso-denominated bonds of the Republic of the Philippines and term deposits.
-Equity Pool: Various stocks listed on the PSE and term deposits

Peso Dynamic Allocation Fund

Market Review

The Philippine Stock Exchange Index was significantly weak in June, declining by 9% to close at 6,155.43 points. This was driven mostly by concerns over the weakness in the Philippine Peso which reached P55 to the dollar by the end of the month. The local currency further weakened in July breaching P56 to the dollar, a level not seen since 2005. There were other macroeconomic headwinds such as rising inflation and interest rates that further pushed the equities market lower for the period.

Inflation reached 6.1% in June, the highest level since 2018. The increase was driven mostly by transport costs resulting from more expensive crude oil imports. There were also growing concerns over food shortage that brought prices of select food items such as chicken, sugar, and cooking oil prices higher. Meanwhile, the Bangko Sentral ng Pilipinas hiked policy rates by 25bps in June as the recovery of the economy remains underway and partly due to concerns over the rising inflation.

On the positive side, commodity prices softened in the latter part of June due to rising concerns on the health of the global economy. Crude oil prices in June dropped from \$122/barrel to \$115/barrel. Soft commodity prices also declined for the month. Wheat, for example, fell 32% to \$884/bushel during the same period.

In a surprise move, the Philippine Monetary Board raised policy rates last July 14 by 75bps to 3.25% on inflation concerns and the weaker Philippine Peso (Peso). The Bangko Sentral ng Pilipinas (BSP) raised inflation forecast to 5% from 4.6% as June inflation increased to 6.1% from 5.4% in May, driven by high oil and food prices. Transport costs rose due to rising fuel prices and the PHP1 jeepney fare hike in four regions of the country. The African Swine Flu continues to affect meat prices while upticks in prices of sugar, flour, and edible oils were also observed. The hawkishness of US Fed, coupled with our widening current account deficit, weighed on the Peso. The Peso sharply depreciated the past few weeks, breaking the 56 level, which probably led to the unexpected rate hike by the BSP. This shift to a more aggressive stance by BSP may open room for another rate hike at the August MB meeting as BSP Governor Medalla commits to take further actions to lead inflation towards its target range of 2-4%.

Outlook

We remain generally cautious on the Philippine equity market as macroeconomic headwinds highlighted above such as weak currency, high inflation, and rising interest rate environment are still prevalent. However, the sharp drop in equities market has pushed valuations to a decade low with its forward price to earnings already at 12x. We are also seeing some green shoots with the recent decline in global commodity prices which could help ease the rise in inflation.

Against the backdrop of the inflation outlook, an aggressive US Fed, weakening currency and the government's large borrowing needs, we are cautious on the local bonds and will continue to keep a shorter duration vis-à-vis the benchmark.

The investment fund option for The Manufacturers Life Insurance Company's variable life insurance product is managed by Manulife Investment Management and Trust Corporation.

The Fund mentioned in this document is specific to variable life insurance contracts and is not considered a mutual fund. Yields depend on interest and foreign exchange rate levels, both of which may fluctuate. Other factors that affect yield include changes in the credit standing of the issuers and changes in the value of the stocks and dividends received. Further, investments of the Fund may provide that their values be determined based on prices or yields of other securities, instruments or foreign currencies, and such provisions may result in negative fluctuations in the value of these investments and, in turn, the Fund's yields. Thus, the performance of the separate account(s) is not guaranteed and the value of the policy could be less than the capital invested. THE VARIABLE LIFE POLICYHOLDER SHALL BEAR ALL INVESTMENT RISKS. Past performance of the Fund is not necessarily indicative of future performance. Yields are not guaranteed.

The information and/or analysis contained in this material have been compiled or arrived at from sources believed to be reliable but The Manufacturers Life Insurance Co. (Phils.), Inc. ("Manulife Philippines") does not make any representation as to their accuracy, correctness, usefulness or completeness and does not accept liability for any loss arising from the use hereof or the information and/or analysis contained herein. Information about the portfolio's holdings, asset allocation, or country diversification is historical and is not an indication of future portfolio composition, which will vary. Neither Manulife Philippines or its affiliates, nor any of their directors, officers or employees shall assume any liability or responsibility for any direct or indirect loss or damage or any other consequence of any person acting or not acting in reliance on the information contained herein.

The information in this material may contain projections or other forward-looking statements regarding future events, targets, management discipline or other expectations, and is only as current as of the date indicated. There is no assurance that such events will occur, and may be significantly different than that shown here. The information in this material including statements concerning financial market trends, are based on current market conditions, which will fluctuate and may be superseded by subsequent market events or for other reasons. This material was prepared solely for informational purposes and does not constitute a recommendation, professional advice, an offer, solicitation or an invitation by or on behalf of Manulife Philippines to any person to buy or sell any security. This material should not be viewed as a current or past recommendation or a solicitation of an offer to buy or sell any investment products or to adopt any investment strategy. Nothing in this material constitutes investment, legal, accounting or tax advice, or a representation that any investment or strategy is suitable or appropriate to your individual circumstances, or otherwise constitutes a personal recommendation to you. Past performance is not an indication of future results.

Manulife and the block design are registered service marks and trademarks of The Manufacturers Life Insurance Company and used by it and its affiliates including Manulife Financial Corporation.