

Peso Dynamic Allocation Fund

An investment fund option for variable life insurance products of **The Manufacturers Life Insurance Co., (Phils), Inc.**

Investment Objective

The Fund seeks to achieve long-term capital growth through investments in diversified portfolios of peso-denominated fixed income securities and securities listed on the Philippine Stock Exchange and/or pooled fund/s that invest in these securities and other liquid fixed income instruments. It shall generally maintain a balanced allocation between fixed income and equity investments and may shift asset allocation between the two as risk/reward dynamics warrant but in no case shall the fund's equity or fixed income allocation exceed 70% of its assets.

Fund Information

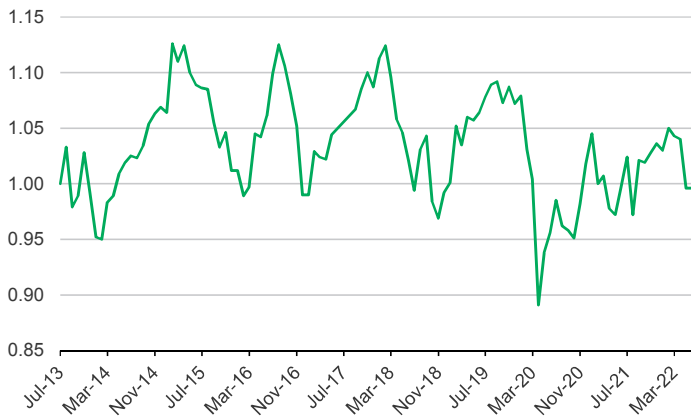
Inception Date July 2013	Fund Size PHP 5.17 billion	Fund Currency Philippine peso	Dealing/Valuation Daily
Price (NAV/unit) PHP 0.996	Management Fee 2.25% per annum	Bloomberg Ticker MPPHDYN	

Performance Return (May 31, 2022)

Peso Dynamic Allocation Fund (net of management fee)	1 Month	YTD	1 Year	3 Years	5 Years	Since Inception
Absolute	0.00%	-3.30%	-0.10%	-6.39%	-5.68%	-0.40%
Annualized	n.a.	n.a.	-0.10%	-2.18%	-1.16%	-0.04%

Past performance is not an indication of future results. Information about the portfolio's holdings, asset allocation, or country diversification is historical and is not an indication of future portfolio composition, which will vary.

Monthly Net Asset Value per Unit

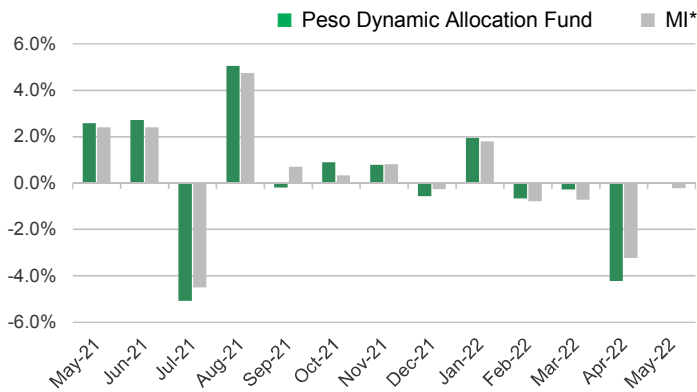


Top Five Holdings

Bond Pool	
FXTN 03/09/24	14.90%
FXTN 08/12/25	14.22%
FXTN 03/04/27	8.62%
FXTN 09/09/25	7.50%
FXTN 03/12/24	7.29%
Equity Pool	
SM INVESTMENTS CORPORATION	10.92%
SM PRIME HOLDINGS INC	10.62%
Manulife Equity Wealth Fund Class I	9.77%
BDO UNIBANK INC	7.55%
INTERNATIONAL CONTAINER TERMINAL SERVICES INC	7.45%

Notes:
 FXTN - Fixed Treasury Notes or Peso-denominated debts of the Philippine Government
 RTB - Retail Treasury Bonds of the Philippine Government

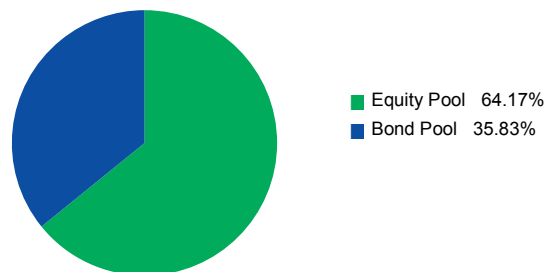
Monthly Performance



*Market Indicator = 50.0% PSEi + 5.0% Markt Iboxx ALBI Philippines Liquid + 45.0% Markt Iboxx ALBI Philippines 1-5

Portfolio Breakdown

Asset Allocation (at Market Value)



As per the fund's Investment Policy Statement, initial subscriptions are invested in fixed 45% Bond Pool and 55% Equity Pool. The investments in these pools consist of:
 -Peso Bond Pool: Peso-denominated bonds of the Republic of the Philippines and term deposits.
 -Equity Pool: Various stocks listed on the PSE and term deposits

Peso Dynamic Allocation Fund

Market Review

The Philippine Stock Exchange Index was up by 1% to close at 6,774.68 points in May. The market started weak in the early part of May as concerns over global economic slowdown and uncertainties over the economic direction from the new administration dragged the market lower. However the market started to rally as the incoming administration's economic team started to take shape.

Economic recovery remains underway as evidenced by the strong corporate earnings in the first quarter. Earnings sequentially rose 14%, indicating a sustained return to pre pandemic profitability. Consumer discretionary and mall operators reported strong topline growth as they are the main beneficiaries on the reopening of the economy. Loan growth for April accelerated to 10.1% y/y as the banking sector gained from the upswing in economic activity as well.

On the other hand, the Philippine economy continues to face headwinds as rising commodity costs persist. Crude oil was up 12% for the month of May, reaching \$122 a barrel. In addition, there is a growing concern over global food shortage as declining supply of wheat, potatoes and flour is forcing food manufacturers and restaurants to cut production. Note that Philippines' May inflation reached 5.4%, the highest level recorded since 2019.

Strong 1Q GDP data, rising inflation, along with a generally hawkish bias among global central banks prompted the Bangko Sentral ng Pilipinas (BSP) to finally shift its focus from growth to inflation. First quarter GDP jumped by 8.3% year-on-year, reflecting low base effects and recovery in demand. Private consumption and investments, both key growth drivers, jumped during the quarter, while government spending weakened. On the other hand, inflation in May rose to 5.4% from 4.9% in April, way above the BSP's inflation target of 2-4%. The faster-than-expected increase in prices is driven by higher prices of food, non-alcoholic beverages, as well as electricity and oil. Consequently, the BSP raised policy rate by 25bps to 2.25% on May 19. BSP Governor Diokno noted that inflation expectations have risen as second-round inflation effects, including wage hikes have emerged. Furthermore, the BSP increased its inflation forecast for this year to 4.6% from 4.3% and next year to 3.9% from 3.6%.

Outlook

We remain generally cautious on the Philippine equity market as the rising concerns over inflation and food shortage could bring volatility to the market. This could potentially also have a negative impact over consumer spending for the rest of the year. Meanwhile, the PSEI is trading already at attractive valuations, trading at only 13x price to forward earnings, a steep discount from our 5-Year average of 15.3x. Current market valuations are also at the lowest level in the past five years if we exclude the drop during the start of the pandemic in March 2020. We have a favorable view on financial and shopping mall segments, sectors that are quite resilient during this environment.

Against this backdrop, we are inclined to maintain the bonds funds' defensive position with a shorter duration position vis-à-vis the benchmark. We will be watching out for any improvement in risk sentiment to determine possible trading opportunities in the bond market.

The investment fund option for The Manufacturers Life Insurance Company's variable life insurance product is managed by Manulife Asset Management and Trust Corporation.

The Fund mentioned in this document is specific to variable life insurance contracts and is not considered a mutual fund. Yields depend on interest and foreign exchange rate levels, both of which may fluctuate. Other factors that affect yield include changes in the credit standing of the issuers and changes in the value of the stocks and dividends received. Further, investments of the Fund may provide that their values be determined based on prices or yields of other securities, instruments or foreign currencies, and such provisions may result in negative fluctuations in the value of these investments and, in turn, the Fund's yields. Thus, the performance of the separate account(s) is not guaranteed and the value of the policy could be less than the capital invested. THE VARIABLE LIFE POLICYHOLDER SHALL BEAR ALL INVESTMENT RISKS. Past performance of the Fund is not necessarily indicative of future performance. Yields are not guaranteed.

The information and/or analysis contained in this material have been compiled or arrived at from sources believed to be reliable but The Manufacturers Life Insurance Co. (Phils.), Inc. ("Manulife Philippines") does not make any representation as to their accuracy, correctness, usefulness or completeness and does not accept liability for any loss arising from the use hereof or the information and/or analysis contained herein. Information about the portfolio's holdings, asset allocation, or country diversification is historical and is not an indication of future portfolio composition, which will vary. Neither Manulife Philippines or its affiliates, nor any of their directors, officers or employees shall assume any liability or responsibility for any direct or indirect loss or damage or any other consequence of any person acting or not acting in reliance on the information contained herein.

The information in this material may contain projections or other forward-looking statements regarding future events, targets, management discipline or other expectations, and is only as current as of the date indicated. There is no assurance that such events will occur, and may be significantly different than that shown here. The information in this material including statements concerning financial market trends, are based on current market conditions, which will fluctuate and may be superseded by subsequent market events or for other reasons. This material was prepared solely for informational purposes and does not constitute a recommendation, professional advice, an offer, solicitation or an invitation by or on behalf of Manulife Philippines to any person to buy or sell any security. This material should not be viewed as a current or past recommendation or a solicitation of an offer to buy or sell any investment products or to adopt any investment strategy. Nothing in this material constitutes investment, legal, accounting or tax advice, or a representation that any investment or strategy is suitable or appropriate to your individual circumstances, or otherwise constitutes a personal recommendation to you. Past performance is not an indication of future results.

Manulife and the block design are registered service marks and trademarks of The Manufacturers Life Insurance Company and used by it and its affiliates including Manulife Financial Corporation.