

# Peso Dynamic Allocation Fund

An investment fund option for **Affluence Max, Affluence Max Gold, Affluence Builder Series, Horizons and FlexiSure** variable life insurance products of **The Manufacturers Life Insurance Co., (Phils), Inc.**

## Investment Objective

The Fund seeks to achieve long-term capital growth through investments in diversified portfolios of peso-denominated fixed income securities and securities listed on the Philippine Stock Exchange and/or pooled fund/s that invest in these securities and other liquid fixed income instruments. It shall generally maintain a balanced allocation between fixed income and equity investments and may shift asset allocation between the two as risk/reward dynamics warrant but in no case shall the fund's equity or fixed income allocation exceed 70% of its assets.

## Fund Information

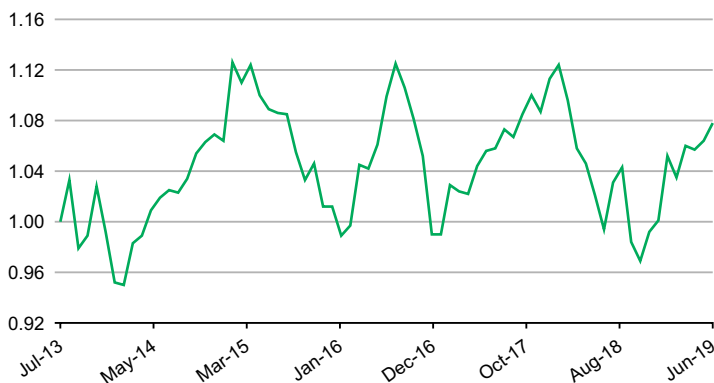
|                                      |  |   |                                   |
|--------------------------------------|--|---|-----------------------------------|
| <b>Inception Date</b><br>July 2013   | <b>Fund Size</b><br>PHP 5.04 billion     | <b>Fund Currency</b><br>Philippine peso | <b>Dealing/Valuation</b><br>Daily |
| <b>Price (NAV/unit)</b><br>PHP 1.078 | <b>Management Fee</b><br>2.25% per annum | <b>Bloomberg Ticker</b><br>MPPHDYN      |                                   |

## Performance Return (June 30, 2019)

| Peso Dynamic Allocation Fund<br>(net of management fee) | 1 Month | YTD   | 1 Year | 3 Years | 5 Years | Since Inception |
|---|---------|-------|--------|---------|---------|-----------------|
| Absolute  | 1.32%   | 7.69% | 8.45%  | -1.91%  | 5.17%   | 7.80%           |
| Annualized  | n.a.    | n.a.  | 8.45%  | -0.64%  | 1.01%   | 1.26%           |

Past performance is not an indication of future results. Information about the portfolio's holdings, asset allocation, or country diversification is historical and is not an indication of future portfolio composition, which will vary.

## Monthly Net Asset Value per Unit

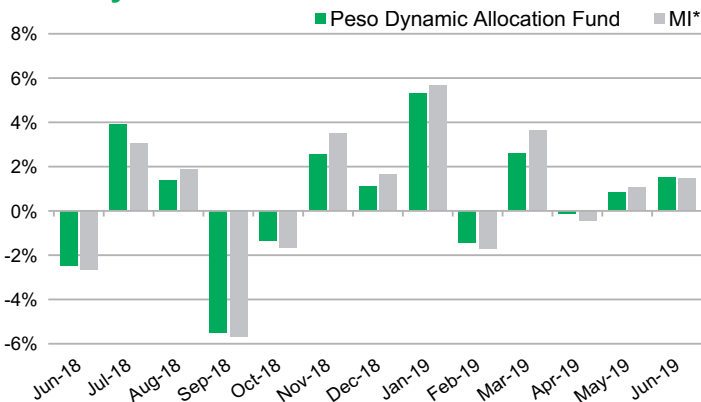


## Top Five Holdings

| Bond Pool     |       | Equity Pool                         |       |
|---------------|-------|-------------------------------------|-------|
| FXTN 03/12/24 | 17.4% | Manulife Equity Wealth Fund Class I | 12.6% |
| RTB 12/04/22  | 14.1% | SM Investments                      | 11.3% |
| FXTN 01/10/29 | 7.0%  | Ayala Land                          | 9.9%  |
| FXTN 08/20/20 | 6.1%  | BDO Unibank                         | 8.1%  |
| RTB 06/13/21  | 5.8%  | SM Prime Holdings                   | 7.3%  |

Notes:  
FXTN - Fixed Treasury Notes or Peso-denominated debts of the Philippine Government  
RTB - Retail Treasury Bonds of the Philippine Government

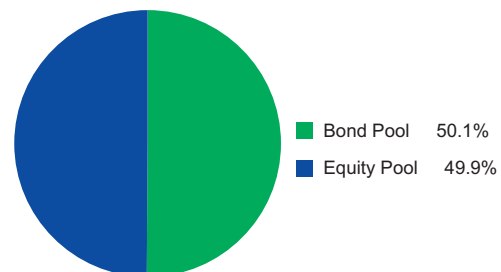
## Monthly Performance



\*Market Indicator = 50% Markit iBoxx ALBI Philippines Liquid Index + 50% PSEi

## Portfolio Breakdown

### Asset Allocation (at Market Value)



As per the fund's Investment Policy Statement, initial subscriptions are invested in fixed 40% Bond Pool and 60% Equity Pool. The investments in these pools consist of:  
- Peso Bond Pool: Peso-denominated bonds of the Republic of the Philippines and term deposits.  
- Equity Pool: Various stocks listed on the PSE and term deposits

# Peso Dynamic Allocation Fund

## Market Review

The local stock market index closed at 7,999, up 0.4% for June. The month started off strongly on follow through buying on property names after last month's implementation of the first round of reserve requirement cuts and Fitch's reiteration of the country's BBB credit rating and stable outlook. However, a couple of secondary share placements, along with accelerating trade war tensions and renewed global growth concerns, brought markets lower from the month's high. Foreign outflows of only USD3 million from this month's FTSE rebalancing were significantly lower than initial expectations of USD47 million, signaling strong demand for Philippine equities from foreign investors. Market valuations inched higher to 19.4x P/E from last month's 19.3x.

On the macro front, inflation figures ticked up slightly to 3.2%. This is higher than the expected 2.9% print and last month's 3%, but still lies comfortably within the BSP's estimated 2.8-3.6% estimate. Average inflation for the year now stands at 3.5%. The BSP is forecasting inflation to continue to drop in 2019 with an estimated average of 2.9%. The uptick in consumer prices was primarily due to higher transportation prices, as well as the increases in vegetable prices which were up 12.5% as a result of the severe dry season. As such, the BSP opted to be more prudent and kept policy rates steady at 4.5%.

Meanwhile, the bond market started strong in June in spite of the unexpected uptick in the inflation figure for May. The market brushed aside the higher inflation print as it was perceived to be a one-off uptick. Yields fell as much as 40-50bps for the month, with 10-year yield testing the 5% level for the first time in over a year.

Yields were quite volatile with a short-lived sell-off after the Bureau of Treasury (BTr) accepted higher-than-expected bid yields at the 20-year auction and unexpectedly maintained the size of its bi-monthly FXTN auctions at PhP20 billion in its borrowing schedule for 3Q. The market was expecting a reduction in government borrowing due to the delay in the implementation of this year's government budget. However, the reduction in monthly auction size was made only on Treasury bills. Nevertheless, the month ended with bond yields near lows as the market continues to expect a dovish BSP stance and as the previously-announced 50bps reduction in the Reserve Requirement Ratio (RRR) released fresh liquidity into the market at the end of the month. The BSP kept policy rate steady at 4.5% in its June 20 meeting and revised inflation forecast for 2019 from 2.9% to 2.7% and for 2020 from 3.1% to 3%.

## Outlook

We continue to have a neutral outlook for Philippine equities. Investors will look to second quarter earnings, which should come out starting next month, for market direction. Meanwhile, global market developments, particularly on the US-China trade debacle, will likely lead to heightened market volatility in the near-term. On a more positive note, declining bond yields may eventually lead to an equities market re-rating, with 10-year yields nearing 5% levels from as high as 8% during the second half of 2018.

With the market continuing to trade within a range of 7,500-8,200, the fund looks to be more opportunistic in its positioning, opting to be more active in rotating out of names which have already gone up and into market laggards. The fund is also starting to build positions in names with improving fundamental stories later in the fourth quarter and 2020.

Looking ahead, we continue to be optimistic in the bond market as we expect inflation to trend lower, with base effects likely keeping inflation at sub-3% levels in the coming months. Latest inflation print for June was at 2.7%, substantially lower than May's 3.2% figure. Market sentiment will also benefit from the truce reached during the recent G20 meeting between the US and China, easing trade war concerns in the short-term. However, we are mindful of the large decline in yields year to date and remain opportunistic when entering the market.

---

The investment fund option for The Manufacturers Life Insurance Company's variable life insurance product is managed by Manulife Asset Management and Trust Corporation.

The Fund mentioned in this document is specific to variable life insurance contracts and is not considered a mutual fund. Yields depend on interest and foreign exchange rate levels, both of which may fluctuate. Other factors that affect yield include changes in the credit standing of the issuers and changes in the value of the stocks and dividends received. Further, investments of the Fund may provide that their values be determined based on prices or yields of other securities, instruments or foreign currencies, and such provisions may result in negative fluctuations in the value of these investments and, in turn, the Fund's yields. Thus, the performance of the separate account(s) is not guaranteed and the value of the policy could be less than the capital invested. THE VARIABLE LIFE POLICYHOLDER SHALL BEAR ALL INVESTMENT RISKS. Past performance of the Fund is not necessarily indicative of future performance. Yields are not guaranteed.

The information and/or analysis contained in this material have been compiled or arrived at from sources believed to be reliable but The Manufacturers Life Insurance Co. (Phils.), Inc. ("Manulife Philippines") does not make any representation as to their accuracy, correctness, usefulness or completeness and does not accept liability for any loss arising from the use hereof or the information and/or analysis contained herein. Information about the portfolio's holdings, asset allocation, or country diversification is historical and is not an indication of future portfolio composition, which will vary. Neither Manulife Philippines or its affiliates, nor any of their directors, officers or employees shall assume any liability or responsibility for any direct or indirect loss or damage or any other consequence of any person acting or not acting in reliance on the information contained herein.

The information in this material may contain projections or other forward-looking statements regarding future events, targets, management discipline or other expectations, and is only as current as of the date indicated. There is no assurance that such events will occur, and may be significantly different than that shown here. The information in this material including statements concerning financial market trends, are based on current market conditions, which will fluctuate and may be superseded by subsequent market events or for other reasons. This material was prepared solely for informational purposes and does not constitute a recommendation, professional advice, an offer, solicitation or an invitation by or on behalf of Manulife Philippines to any person to buy or sell any security. This material should not be viewed as a current or past recommendation or a solicitation of an offer to buy or sell any investment products or to adopt any investment strategy. Nothing in this material constitutes investment, legal, accounting or tax advice, or a representation that any investment or strategy is suitable or appropriate to your individual circumstances, or otherwise constitutes a personal recommendation to you. Past performance is not an indication of future results.

Manulife and the block design are registered service marks and trademarks of The Manufacturers Life Insurance Company and used by it and its affiliates including Manulife Financial Corporation.