

Peso Dynamic Allocation Fund

An investment fund option for **Affluence Max, Affluence Max Gold, Affluence Builder Series, Horizons** and **FlexiSure** variable life insurance products of **The Manufacturers Life Insurance Co., (Phils), Inc.**

Investment Objective

The Fund seeks to achieve long-term capital growth through investments in diversified portfolios of peso-denominated fixed income securities and securities listed on the Philippine Stock Exchange and/or pooled fund/s that invest in these securities and other liquid fixed income instruments. It shall generally maintain a balanced allocation between fixed income and equity investments and may shift asset allocation between the two as risk/reward dynamics warrant but in no case shall the fund's equity or fixed income allocation exceed 70% of its assets.

Fund Information

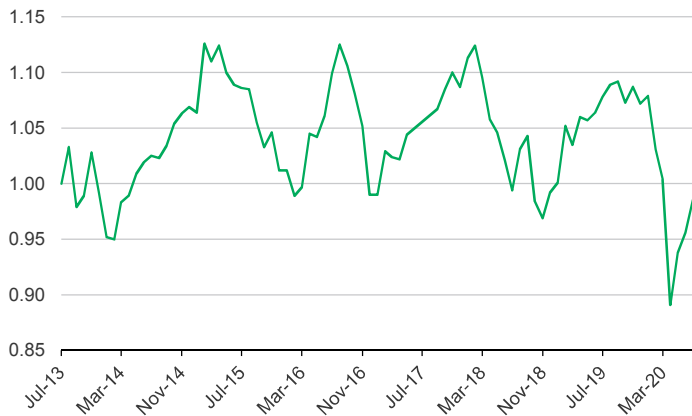
Inception Date July 2013	Fund Size PHP 4.79 billion	Fund Currency Philippine peso	Dealing/Valuation Daily
Price (NAV/unit) PHP 0.985	Management Fee 2.25% per annum	Bloomberg Ticker MPPHDYN	

Performance Return (June 30, 2020)

Peso Dynamic Allocation Fund (net of management fee)	1 Month	YTD	1 Year	3 Years	5 Years	Since Inception
Absolute	3.03%	-8.71%	-8.63%	-6.90%	-9.30%	-1.50%
Annualized	n.a.	n.a.	-8.63%	-2.35%	-1.93%	-0.22%

Past performance is not an indication of future results. Information about the portfolio's holdings, asset allocation, or country diversification is historical and is not an indication of future portfolio composition, which will vary.

Monthly Net Asset Value per Unit

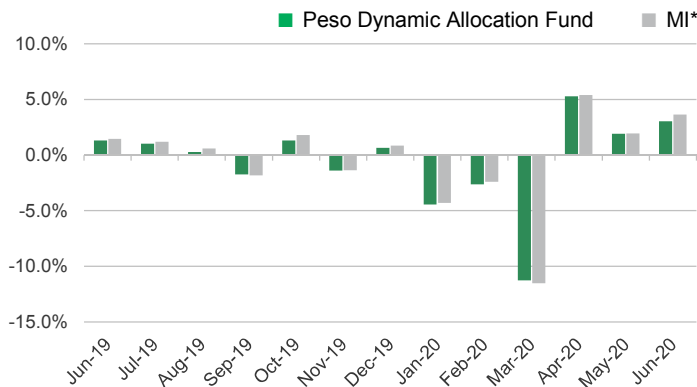


Top Five Holdings

Bond Pool		Equity Pool	
FXTN 03/12/24	14.58%	SM INVESTMENTS CORPORATION	15.21%
RTB 12/04/22	13.99%	Manulife Equity Wealth Fund Class I	11.57%
FXTN 02/11/23	13.96%	SM PRIME HOLDINGS INC	9.27%
FXTN 04/21/23	5.61%	AYALA LAND INC	7.56%
Manulife Income Builder Fund Class I	5.52%	AYALA CORPORATION	6.09%

Notes:
FXTN - Fixed Treasury Notes or Peso-denominated debts of the Philippine Government
RTB - Retail Treasury Bonds of the Philippine Government

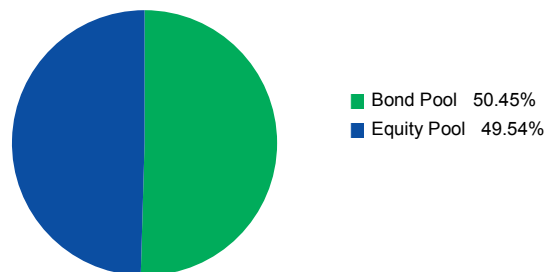
Monthly Performance



*Market Indicator = 50.0% PSEI + 5.0% Markit Iboxx ALBI Philippines Liquid + 45.0% Markit Iboxx ALBI Philippines 1-5

Portfolio Breakdown

Asset Allocation (at Market Value)



As per the fund's Investment Policy Statement, initial subscriptions are invested in fixed 45% Bond Pool and 55% Equity Pool. The investments in these pools consist of:

-Peso Bond Pool: Peso-denominated bonds of the Republic of the Philippines and term deposits.
-Equity Pool: Various stocks listed on the PSE and term deposits

Peso Dynamic Allocation Fund

Market Review

The Philippine stock market index (PSEi) closed June at 6,208, up 6.3% for the month. The market move was attributable to a series of positive news flow both local and abroad. Locally, Metro Manila loosened its quarantine restrictions from a Modified Enhance Community Quarantine (MECQ) to General Community Quarantine (GCQ), while Cebu City was reverted back to the strictest ECQ restrictions as infections in Western Visayas continue to rise. Nevertheless, mobility and operational capacity for NCR remain limited as public transportation are allowed to operate but at limited capacities. Restaurant dine-in services are now allowed but with 30% capacity limits as well. In the United States, jobs and retail sales data came in stronger-than-expected. The US Fed also boosted monetary support via additional asset purchases, which now includes corporate bonds.

In an unexpected move, the BSP lowered policy rates by another 50bps to 2.25%. BSP Governor Diokno said the cuts are necessary to boost the economy and market confidence. For the year, the BSP has already cut 175bps in policy rates. Meanwhile, inflation eased to 2.1% YoY in May from 2.2% in April, bringing the year-to-date inflation figure to 2.5%.

In the corporate front, two local banks were implicated in a financial accounting scandal involving a German payments company which is centered on a missing sum of EUR1.9Bn. Both banks denied the allegations and said that the missing funds never entered the Philippines.

The first three weeks of June saw bond yields move higher as supply risks dominate the market amid news of a possible retail treasury bond (RTB) issuance. The Monetary Board meeting held June 25 brought a huge surprise as the Bangko Sentral ng Pilipinas (BSP) announced a 50bps rate cut. Governor Diokno noted that the reduction in policy rates was a preemptive move amid a weak global growth view. A strong rally ensued following the cut, erasing the uptick in local bond yields for the month.

Outlook

As the economy continues to reopen and adjust towards a new normal, we expect cyclical linked sectors to take the front seat in terms of performance recovery for the remainder of the year. Our outlook for the market is still neutral as we expect heightened market volatility to remain as 2Q20 earnings downgrades continue to remain a possibility, having felt the blunt of the lockdown period. However, we are encouraged to see early signs of economic recovery through some leading economic indicators like electricity demand and auto sales which have been slowly picking up during the GCQ period. We are starting to look at opportunities in the more cyclical sectors like industrials and consumer discretionary that offer growth should the recovery pick up pace in the succeeding quarters.

Bond yields have trended lower an average of 30bps following BSP's move, but additional downside may be limited given recent rhetoric from the BSP. In addition, the longer dated bond issuances (7 and 10 years) scheduled for July and the potential RTB supply continue to dampen investor sentiment. Against a backdrop of increasing local Covid-19 cases and a possible lifting of the lock-down restrictions on Metro Manila, investors are cautious amid the numerous uncertainties in the market. The funds are positioned with a neutral duration relative to the benchmark to withstand possible volatility in the bond market.

The investment fund option for The Manufacturers Life Insurance Company's variable life insurance product is managed by Manulife Asset Management and Trust Corporation.

The Fund mentioned in this document is specific to variable life insurance contracts and is not considered a mutual fund. Yields depend on interest and foreign exchange rate levels, both of which may fluctuate. Other factors that affect yield include changes in the credit standing of the issuers and changes in the value of the stocks and dividends received. Further, investments of the Fund may provide that their values be determined based on prices or yields of other securities, instruments or foreign currencies, and such provisions may result in negative fluctuations in the value of these investments and, in turn, the Fund's yields. Thus, the performance of the separate account(s) is not guaranteed and the value of the policy could be less than the capital invested. THE VARIABLE LIFE POLICYHOLDER SHALL BEAR ALL INVESTMENT RISKS. Past performance of the Fund is not necessarily indicative of future performance. Yields are not guaranteed.

The information and/or analysis contained in this material have been compiled or arrived at from sources believed to be reliable but The Manufacturers Life Insurance Co. (Phils.), Inc. ("Manulife Philippines") does not make any representation as to their accuracy, correctness, usefulness or completeness and does not accept liability for any loss arising from the use hereof or the information and/or analysis contained herein. Information about the portfolio's holdings, asset allocation, or country diversification is historical and is not an indication of future portfolio composition, which will vary. Neither Manulife Philippines or its affiliates, nor any of their directors, officers or employees shall assume any liability or responsibility for any direct or indirect loss or damage or any other consequence of any person acting or not acting in reliance on the information contained herein.

The information in this material may contain projections or other forward-looking statements regarding future events, targets, management discipline or other expectations, and is only as current as of the date indicated. There is no assurance that such events will occur, and may be significantly different than that shown here. The information in this material including statements concerning financial market trends, are based on current market conditions, which will fluctuate and may be superseded by subsequent market events or for other reasons. This material was prepared solely for informational purposes and does not constitute a recommendation, professional advice, an offer, solicitation or an invitation by or on behalf of Manulife Philippines to any person to buy or sell any security. This material should not be viewed as a current or past recommendation or a solicitation of an offer to buy or sell any investment products or to adopt any investment strategy. Nothing in this material constitutes investment, legal, accounting or tax advice, or a representation that any investment or strategy is suitable or appropriate to your individual circumstances, or otherwise constitutes a personal recommendation to you. Past performance is not an indication of future results.

Manulife and the block design are registered service marks and trademarks of The Manufacturers Life Insurance Company and used by it and its affiliates including Manulife Financial Corporation.